

Friendship Star Quilters

October, 2015

Website: www.friendshipstar.org
 P.O. Box 8051, Gaithersburg, MD 20898

The Quiltline

Inside this issue:

Topic	Pg.
FSQ Calendar & Events	1
President's Message	2
Orphan Block Challenge	2
Service Projects Update	3
FSQ Library News	3
Programs	4
Guild Minutes	5
2016 Ultimate Guild Challenge	5
Membership	6
January 2016 Bon Secours Quilt Retreat Update	6
Fabric Drawings	6
Birthdays	7
Officers and Committee Chairs	7

Upcoming Quilt Shows and Events

Oct 2-3, 2015 – Bethesda Quilters Quilt Show

Holy Redeemer Church School Gym, 9705 Summit Ave, Kensington, MD. Hours: 10am-5pm. Cost \$5 donation.

Show includes 100+ quilts, Silent Auction, Boutique, White Elephant Sale, and Opportunity (Raffle) Quilt.

November 6-15, 2015

Quilter's Quest Shop Hop - MD & northern VA

www.quiltersquest.org

June 3, 2015 — November 29, 2015

Baltimore Museum of Art, American Crazy Quilts, <https://artbma.org/exhibitions/crazy-quilts>

Meetings

Guild meetings are normally at 7:30pm on the 1st Monday of the month at: Gaithersburg Church of the Nazarene

8921 Warfield Rd.
 Gaithersburg, MD

Inclement Weather: If Montgomery County Public Schools (MCPS) evening activities are cancelled, the FSQ meeting will also be cancelled. Cancellations of MCPS activities are posted on

<http://www.mcps.k12.md.us/>.

Next Meeting is October 5th

Service Projects

Service Projects are usually held at:
 Fairhaven United Methodist Church
 12801 Darnestown Rd.
 Darnestown, MD

Service Projects workshops:
 Thursday, October 8, and Tuesday, October 20. 9:30 am until noon.


If you can, plan to join us for lunch afterward.

Fabric of the Month

October -- Fat quarters of Seasonal Fall Colors

Executive Board Meeting

The next Executive Board Meeting will be held at 7PM on Oct 13, at Dottie Acton's house. The board meeting is open to all guild members. If you have a topic to bring up to the board, please contact any of the officers to add your item to the agenda.



President's Message

Dottie Acton

September was such a busy month! I was at Oaks, selling raffle quilt tickets and enjoying the show for four days, and drove to Hagerstown for classes four times. I think October will be a little slower, so maybe I'll have more time to quilt. Of course, now that the weather is cooler, I'll also need to spend some time trying to civilize my flower gardens that went wild in July and August.

Our raffle quilt was very popular at Oaks. Almost everyone who passed by had something good to say about it, and we sold 728 tickets. Some of the comments: "I think that's the prettiest one here." "I love the quilting in the border." "Great choice of colors."

Many thanks to Karen Moss for organizing the bus trip, and to everyone on the bus who helped to white glove or sell tickets. A special thanks to Colleen Davis, Kathy Brown and Anne Flaggs who each drove up for a different day during the week to make sure we always had someone there to sell tickets and white glove. Thanks also to Pat Vasaio who helped out on Thursday and Sunday.

Next we have to get volunteers to sell tickets at Capital Quilts during Quilters Quest. Watch for the request coming in the next few weeks. If any of you know of

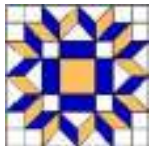
other events where we can sell tickets, please contact Kathy Brown.

The family of a Germantown quilter who passed away recently donated seven foot lockers of fabric of various kinds to our guild. Right now our small group is washing everything, sorting out the non-cotton fabric, and deciding what goes to service projects, yard sale, and other miscellaneous donations. We already set aside one foot locker full of scraps and corduroy for dog beds. If any of you need burlap, felt, old lace or doilies, please let me know.

Last month's 'Question of the Month' gave us several good suggestions for improving the guild. One suggestion, we can each act on, is to invite a friend who is also interested in quilting to attend our meetings. It would be wonderful to start growing our membership again. The Executive Board will review all of the suggestions at our next meeting on October 13, and will let you know which ones we can take action on (some of them cost money) and which we want to put to the members for a vote. Please keep the good ideas rolling in.

Enjoy the cooler weather and keep on quilting.

Dottie



Orphan Block Challenge

JoAnne DuChes

Are you up for a challenge? Would you like to rid yourself of UFOs without guilt? Participate in the FSQ Orphan Block Challenge! At the September Guild meeting, the Programs Committee announced the Orphan Block Challenge.

If you'd like to be part of the fun, there are several ways to participate. Bring some of your orphan blocks to the October meeting; Select an orphan block of your choice from our stockpile of orphan blocks; or Use your own orphan block(s).

Your task is to build a quilt around your orphan block (s). The quilt size should be at least 36" square, or up to a twin size quilt.

The completed quilt is due for the December meeting. The guild will vote at the holiday party, deciding which quilt makes best use of the orphan blocks.

Winners receive Yard Sale bucks, and all quilts will be donated to Service Projects. It's a win-win proposition!



Service Projects Update

Anne Weaver and Nancy Brennan

As many of you know, longtime FSQ member, Juanita Canfield, passed away recently and left much of her extensive collection of fabric to FSQ. We would like to thank Coralyn Colladay and Danee Wilson, who traveled to Cincinnati to bring back fabric and batting to be used by Service Projects. We'd also like to thank Coralyn's family members, Mike, Alex and Stephen, as well as a small army of Service Projects members who arrived bright and early one morning to help unload the truck. We will use this new infusion of materials to make even more quilts for babies, children and adults who need a little extra 'warmth and comfort.' Many thanks for your generosity!

We know some of you aren't able to attend our weekday Service Projects workshops but would like to help. We have made up kits for quilt tops, preemie quilts, and pillowcases that you can take home, sew,

and return to us for finishing. You can pick them up at the monthly guild meetings or, if you can't attend the meetings, give Nancy or Anne a call or send an email and we will try to make other arrangements.

October Service Projects workshops will be held on Thursday, October 8, and Tuesday, October 20. We meet from 9:30 am until about noon at Fairhaven United Methodist Church, 12801 Darnestown Road, about 1/2 mile west of Quince Orchard High School.



FSQ Library News

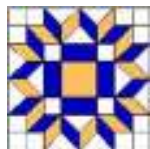
Jennifer Rossmere

FSQ has an extensive library of books related to quilting that are available for you to take home and read. They are usually available during the monthly FSQ meetings. Also, the FSQ website has a list of all the books in our library. If you would like me to find a particular book for you, please send me an e-mail and I will have it ready for you at the next meeting. I would like to keep the library as interesting and useful as possible. Therefore, I would like to know if there is a book that you would like to see as part of our library or a certain topic that is not covered by our current books. Please e-mail me with your suggestions at library@friendshipstar.org.

I want to thank Susan Entwistle for being such a wonderful librarian and for taking such good care of our books.

Jennifer Rossmere

Because we are publishing our newsletters on our Web Site, we will no longer publish personal information such as addresses, phone numbers and personal e-mail addresses. All of the e-mail links for officers and committee chairs/members in the newsletter are directed to an FSQ e-mail address.



Programs: Annette Ornelas, Southwind Designs,

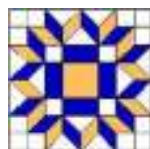
By JoAnne DuChez

Now it is the end of September. Have you noticed that it is getting dark earlier in the evening - and dark in the morning too? I love the autumn weather, but I don't care for the lack of light at the beginning and ending of the day...

I hope to see you all at the October 5 Guild meeting when we will be hearing Annette Ornelas, Southwind Designs, *southwindquilts.com* present her *Peeled Back Patchwork* lecture. Annette developed the *Dimensional Curves* technique to simplify the process of piecing curved quilt-block shapes. She has produced many patterns and two books, one of which is *Peeled-Back Patchwork: Curves without Piecing*. Annette was a scheduled instructor/lecturer last year in March 2015. She did conduct the workshop, but unfortunately, the lecture was canceled due to weather. It was a great

workshop and we are lucky to have her back as a speaker.

The Guild will host a dinner for the lecturer on Monday evening at 5:30 before the meeting. The Guild dinners are held at DogFish Head Alehouse, 800 West Diamond Ave., Gaithersburg, MD, 20878, phone: 301-963-4847.



2015/2016 Programs

By JoAnne DuChez

Oct 5, 2015	Annette Ornelas, Lecture: Dimensional Curved Piecing or Peeled-Back Patchwork. <i>southwindquilts.com</i>
Nov 2, 2015	Mary Kerr , AQS certified appraiser quilt history and the preservation of antique textiles. <i>marywkerr.com</i>
Dec 7, 2015	Holiday Party
Jan 4, 2016	TBD
Feb 1, 2016	FSQ Trunk Show - organized by Linda August, FSQ Vice President
Mar 7, 2016	Kathy Lincoln , passion for simplifying techniques; teaches at Quilt Patch. Lecture: Design Your Own: Pieced Blocks. <i>kathylincoln.com</i>
April 4, 2016	Barbara Dann
May 2, 2016	Karen Lee Carter , Original Art Quilts, <i>karenleecarter.com</i>
June 6, 2016	Election of Officers for 2016-17; 3rd Annual Yard Sale



Guild Minutes: September 2015 FSQ Meeting

Michelle Barnard

The meeting was called to order by Dottie Acton at 7:30. She asked members to think about suggestions on how to improve the guild and to share their ideas in response to the “Question of the Month”.

New Members and guests included Hattie Jeffrey, Susan Potter, Susan Byer Willis, Christine LeGal and Jim Hynes. The new members, and anyone else who is interested, are invited to join the new small group led by Kathy Brown.

Our raffle quilt was displayed in the lobby, and Bethesda Quilters displayed their raffle quilt and sold tickets.

Karen Moss announced that the bus trip to PQNE leaves at 7AM on Saturday, September 19, from the Park and Ride. The cost of the bus trip is \$65, which also covers admission to the show. Please invite friends to fill the bus.

Dottie said that she is going to Oaks on Wednesday with the quilt, and asked individuals interested in selling tickets or white gloving to sign up in the lobby.

Tickets for the raffle quilt will be handed out at the October meeting. Members will each be asked to sell \$25 worth of tickets (30 tickets) this year.

Volunteers are needed to sell tickets at Capital Quilts during Quilt Quest. Please sign up in the lobby.

We need someone to coordinate the non-yard sale components of the guild yard sale in June. The responsibilities include inviting other guilds, possibly coordinating a yard sale, arranging for drawing the

winning ticket, etc.

Karen Moss volunteered to coordinate the Guild Challenge for the AQS show, and Nancy Colladay volunteered to help her.

Service Project kits are available in the back of the room.

The Sewing and Quilting Expo donated six free tickets, for anyone who wants to attend.

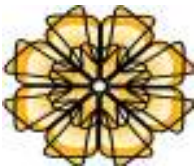
Nicki Lynch and Margaret Natof will be starting a small group focused on mini quilts. Please contact either of them to join or for more information.

JoAnne Duchez announced the Orphan Block Challenge. Build a quilt around one of the donated orphan blocks. The finished quilts will be donated to Service Projects. The quilts should be finished by the December meeting, when FSQ yard sale bucks will be awarded to the winning quilts.

Our speaker was Deborah Konchinsky of Critter Pattern Works. She shared her quilts of appliqued animals, showing how her designs evolved over time. Patterns and notions were available for sale in the lobby. We had an extensive show and tell, and those who weren't there missed a bunch of awesome quilts!

The winners of the fat quarters were Judy Newton, Gerda Sherwood (declined), Liz Lawrence, Dottie Acton and Joanne DuChez. Door prizes were won by Pat Current, Marie Quattrociocchi and Susan Schwarz.

Thanks to Michelle Barnard for recording the minutes.



FSQ/AQS 2016 Ultimate Guild Challenge – What “Modern” Means to Me

Karen Moss and Nancy Colladay

The FSQ Ultimate Guild Challenge goes “Modern” with a theme that is wide open for interpretation. What does that word mean to you? We provide several examples in the full rules and description located on the FSQ website.

There are size requirements, a color requirement, and a deadline. We hope we've piqued your interest. Our goal is to have at least 8 quilts to submit to AQS.

If you don't have a chance to visit the website, we will have rules and color chips available at the October guild meeting. Hope to see you then - Challenge Co-Chairs Karen Moss and Nancy Colladay.



Membership By Barbara Skelly

Please check in at the membership table before the meeting or at break. We would like you to sign in so we know you were there. **PLUS** you can renew your membership if you haven't already done so. Please bring a check or cash as we are unable to process credit cards. You will be asked to review your

membership information when you renew so it will be correct in the online membership directory. See you in October!



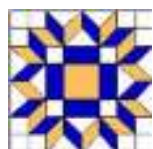
January 2016 Bon Secours Retreat

By Judy Walsh and Teresa Peterson

Final payments for those already registered will be accepted at the October guild meeting, or you may mail your payment to Teresa Peterson.

All payments must be received no later than October 5th.

If you have any questions, please contact Teresa Peterson or Judy Walsh at retreats@friendshipstar.org.



Fabric Drawings

By Liz Plantz, Harriet Sheinson

October -- Fat quarters of Seasonal Fall Colors

November – Fat quarters of Winter or Holiday Fabric in Blues, Whites, and/or Silver.

December -- Service Project Special. 12” Nine Patch Block. Corners and center in shades of blue or purple, the other squares in white, off-white or beige. For every block you make for the raffle, please make a second block to be given to Service Projects.

If you need a pattern to follow see: <http://www.quilterscache.com/N/NinePatchBlock.html>. Note: The pattern gives you a block that measures 12 ½ inches, resulting in a 12 inch finished block when sewn into a quilt.

January – Fat quarters of Geometric prints: circles, squares, dots, stripes, etc.

February – Pre-cut Batik strips 2 ½ inches by width of fabric (4 strips equal one entry in the raffle).

March – Fat quarters of Green and/or Yellow

April – Fat quarters of Floral Prints to Celebrate Spring.

May – Fat quarters of Black and/or White -- Coffee and/or Cream

June – Fat quarters of Patriotic or Red, White and/or Blue



October Birthdays

Coralyn	Colladay	3
Nancy	Colladay	14
Pat	Current	3
Lois	James	27
Karen	Moss	5
Judith	Newton	16
Teresa	Peterson	17
Ellen	Robinson	4
Jill	Ruspi	7
Susan	Schwarz	7
Harriet	Sheinson	29
Veronica M	Smith	26
Meg	Tison	11
Alice	Washburn	20



Elected Officers		
President	Dottie Acton	prez@friendshipstar.org
Vice-President	Linda August	VP@friendshipstar.org
Treasurer and Co-Treasurer	Barbara Dryden Barbara Kilby	Treas@friendshipstar.org
Secretary	Billye Roberts	Secy@friendshipstar.org



Committee Chairs

Fabric of the Month	Liz Plantz and Harriet Sheinson	Programs	Jo Anne Duchez
Field Trips	Jean Farrell	Quilt Show 2015	Barbara Kilby and Diana Marshall
Guild Pin Sales	Suma Glassman	Retreats	Teresa Peterson and Judy Walsh
Hospitality	Michele Barnard	Service Projects	Anne Weaver and Nancy Brennan
Library	Jennifer Rossmere	Sit and Sew	Pat Vasaio
Membership	Barbara Skelly	Small Groups Coordinator	Nicki Lynch
Newsletter	Liz Brodsky	Sunshine & Shadow	Coralyn Colladay
Raffle Quilt Marketing	Kathy Brown, Sew Watt Quilters	Webmistress	Barbara Bean
Raffle Quilt Ticket Sales	Anne Flaggs	Pins	Susan Spencer