

## Friendship Star Quilters August 2019

Website: [www.friendshipstar.org](http://www.friendshipstar.org)  
P.O. Box 8051, Gaithersburg, MD 20898

# The Quiltline

**August 2-3: Four County Quilters Guild Quilt Show,**  
**Frederick, MD, Friday 10-5, Saturday 9-4, [https://](https://www.fourcountyquiltersguild.org/fcqq-2019-quilt-show.html)**  
**[www.fourcountyquiltersguild.org/fcqq-2019-quilt-](https://www.fourcountyquiltersguild.org/fcqq-2019-quilt-show.html)**  
**[show.html](https://www.fourcountyquiltersguild.org/fcqq-2019-quilt-show.html)**



**September 21-22: Friendship Quilters of Linthicum and**  
**Eternal Quilters Guild Quilt Show, Linthicum, MD, Lindale**  
**Middle School**

**October 11-20: Quilters' Quest, <http://www.quiltersquest.org/>**

**November 1-3: Everybody's Quilt Guild Quilt Show,**  
**Westminster, MD**

Topic	Pg.
FSQ Calendar & Events	1
President's Message	2
May Guild Minutes	3-4
Service Projects	5
2019 FSQ Retreat	5
Programs	6
Montgomery County Fair	7-8
Fat Quarter Drawing	9
Membership and Birthdays	10
Putt-Putt	10
Facebook	11
Ultimate Guild Challenge	11
Library	11
Officers and Committee Chairs	12

**August—** No drawing

### Meetings

Next Meeting is August 5th. Guild meetings are at 7:30pm on the 1st Monday of the month at: Gaithersburg Church of the Nazarene  
8921 Warfield Rd.  
Gaithersburg, MD

**Inclement Weather:** If Montgomery County Public Schools (MCPS) evening activities are cancelled, the FSQ meeting will also be cancelled. Cancellations of MCPS activities are posted on <http://www.mcps.k12.md.us/>.

### Service Projects

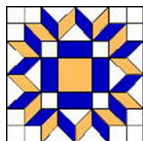
Service Projects Workshops are held from 9:30 AM to Noon at:  
Fairhaven United Methodist Church  
12801 Darnestown Rd.  
Darnestown, MD

Service Projects Workshop Dates:  
Thursday, August 8th  
Tuesday, August 20th

### Executive Board Meeting

**Monday, August 12 at 7 pm** at 400 Russell Avenue in Gaithersburg, MD

If you have a topic to bring up to the board, please contact any of the officers to add your item to the agenda.



## President's Message

Judy Walsh

While my term as President may have just begun, I'm writing this with the realization that 2019 is already more than half over! How is that possible? Somehow, no matter how much I manage to accomplish I always feel like I'm still behind. Probably because there are so many (too many?) things I'd like to do.

This summer started with a fun **Mini Golf Tournament** set up by Equipment Connections for Children, in which several of us from Service Projects participated. How did we do? You can read more about that in a separate article in this issue.

FSQ has been given another **opportunity to display our quilts** in the Heritage Building at the Montgomery County Fair (Aug. 9-17). Since the Heritage Building is used all year by many different groups, this is a great opportunity for the guild to get more publicity. Thanks to Anne Weaver, Nancy Brennan and all who support our Service Projects, Lorie Coston and I have been able to set up another display. Be sure to look for our display case - and our **2020 Raffle Quilt "After Midnight..."** - when you go the Fair.

It's not too early to start planning our **2021 Raffle Quilt!** When you next get together with your sewing buddies, please discuss the possibility of submitting a pattern for our next quilt. If you already have something in mind, please let me or Teresa Peterson know about it.

I know I spend too much time on the internet looking at quilt-related videos, pictures, tutorials, etc. So - in the hope of introducing some new tips or sources of inspiration to others - I'd like to share something each month that I've come across. After all, that's one of the reasons why we have this guild!

On my list of quilts to make is a One Block Wonder (OBW). I found a fantastic tool this month: the **Design Helper** at [OneBlockWonder.com](https://www.oneblockwonder.com). By uploading a picture of any fabric and following the online directions, you can instantly see how that fabric will work as an OBW quilt. You can even rotate the hexies, rearrange them by color or randomize them - all with a click of your mouse! For those of you who may not know what a One Block Wonder quilt is, there are 9 step-by-step instructional videos on YouTube by Jackie OBrien. I encourage you to check them out. Just type **Jackie OBrien one block wonder** in the YouTube search box.

The **next Executive Board Meeting** will be held at 7:00 p.m. on August 12<sup>th</sup> at 400 Russell Ave. in Gaithersburg (Asbury). Feel free to either attend or to let one of the officers know of any topic you'd like us to consider.

Keep cool and quilt on!

Judy



## June Guild Minutes

Carmen Contreras-Sesvold

President Barbara Kilby called the meeting to order at 7:30, welcomed visitors and 4 new members. No changes to the May Minutes. Thus the document was voted on and approved.

### The Nominating Committee (NC) for the Executive Board

The officer appointments made in April, approved in May, were elected at this meeting. Judy Walsh, Teresa Peterson, Sabina Lindley / Bobbie Draves, and Carmen Sesvold were elected as Guild President, Vice President, Co-Treasurers and Secretary respectively. Thank you to the nominating committee, Anne Flaggs, Joanne DuChes, and Gerda Sherwood for preparing the slate. We said goodbye to our outgoing officers Barbara Kilby and Carole Weikert.

### Quilt Show Wrap Up

Reminder – meeting will be 7PM June 10<sup>th</sup> at Asbury before the Executive Board Meeting (EBM). Connie asked a show of hands for those attending to assess meeting room set up. 24 hands were counted.

### Treasury report

Sabina Lindley (& Bobbie Draves) reminded us to send budget request via the “[treasurer@friendshipstar.org](mailto:treasurer@friendshipstar.org)” email. A draft will be reviewed at the next EBM meeting.

Two volunteers are needed to conduct the annual **Treasury Audit**. Please contact a board member if you wish to volunteer.

### Service projects (Anne Weaver and Nancy Brennan)

We were reminded that the next service project meetings are June 13 and 25<sup>th</sup>. On the 13<sup>th</sup> will be their annual summer pot luck. Please see your email for details.

### Quilts of Honor Challenge (Karen Slayton)

We have been requested to create 20 twin (64” x 88”) and 5 lap sized (40” x 40”) Quilts of Honor for the deployment of the 459<sup>th</sup> Medical Unit out of Joint Base Andrews MD. Quilts are due at the April 2020 FSQ meeting. These patriotic quilts should be red, white, & blue. They can also have gold or silver accents. Please include a label and sleeve on the back.

### Fifty Shades of ...Monochromatic Quilt Challenge (JoAnne DuChes, Meg Tison, DeVeda Powell.)

They let us know that the service project quilts are due at the October meeting and that there are more kits available. Details are:

- Size: 36” square → twin size
- Quilts must be sandwiched, quilted and bound.
- Quilt will be donated to FSQ Service Projects for distribution.
- Must be monochromatic but an accent color is allowed.

**June Meeting Minutes Continued**

**Fat Quarter Drawing – Liz Plantz**

The fat quarter winners were Liz Troutman and Peggy Weidman

**Program** Our 6th Annual Yard Sale

Our meeting was adjourned at 8:10 P.M.

Respectfully Submitted,

Carmen Sesvold, FSQ Secretary



## **Service Projects Update**

Anne Weaver and Nancy Brennan

Many of you know that, for a number of years, we have donated our lap- and child-size quilts to Fisher House at the Walter Reed National Military Medical Center in Bethesda. However, now they have informed us that they are only accepting twin-, full-, and queen-sized quilts.

Fortunately we have located another recipient for our military- and patriotic-themed quilts! The local chapter of Project Linus has a relationship with the TAPS (Tragedy Assistance Program for Survivors) program. Every Memorial Day, in Washington, this organization sponsors several days of activities, workshops and small-group sessions for families and others who are grieving the death of a loved one in the military. In addition, they sponsor a Good Grief camp for TAPS children, as well as programming for young adults.

We will begin donating quilts to the TAPS program through Project Linus' Montgomery County chapter. We're so happy to be able to help them provide love and comfort through the quilts we donate!

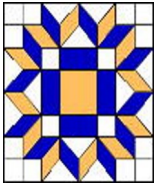
Please join us, if you can for our August Service Projects workshops, held from 9:30 am until around noon, at Fairhaven United Methodist Church. Our August dates are Thursday, August 8, and Tuesday, August 20. Contact Nancy Brennan or Anne Weaver with questions. Hope to see you there!



## **2019 Retreat**

Joy Dorman and Pat Vasaio

The 2020 FSQ Retreat (Jan 17- 19/20) at Bon Secours Retreat Center in Marriottsville, Maryland is currently full. We usually have cancellations as we get closer to the date. If you would like to be placed on the wait list please send us an email at [retreats@friendshipstar.org](mailto:retreats@friendshipstar.org).



## Programs

Cathy Miller

It is almost August and that means the start of another fun year for FSQ. Summer always goes by too fast.

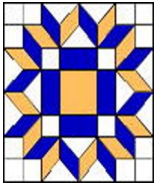
On August 5, we'll start the year with QUILTO! This is a great way to ease back into our monthly meetings and to socialize with friends we haven't seen in a while. QUILTO is like BINGO with fabric prizes. Everyone starts with 2 Quilto cards (at a cost of 2 fat quarters and \$2); additional cards may be had for 1FQ and \$1. The fabric everyone brings becomes the prizes; the \$ go towards the yummy markers used for marking the Quilto cards and the Church setup. Lots of chances to win!

A special thanks to Barb Morten who organized the Quilto event.

BTW, there is no dinner at Dogfish Head preceding the August meeting.

### Below is a list of the FSQ 2019-2020 Programs and Events

September 9, 2019	Mary Mahoney	How to make fiber art portraits
October 7, 2019	Julia Graves	Color Exploration and Gem Quilts
November 4, 2019	Maria Rogers	Life in Japan and Japanese quilt shows
December 2, 2019		Holiday Potluck
January 6, 2020	Ginny Brown	Studio 180 Instructor
February 3, 2020	Mary Koval	How to make your quilts more valuable
March 2, 2020	Phyllis Reeves	Scrap Sensible: Organizing scraps
April 6, 2020	Erin Underwood	Blue Hen Quilt Shop Trunk show
May 4, 2020	Barbara Cline	Designing inside different block layouts



## Montgomery County Agricultural Fair

Nicki Lynch

You've just finished that white work queen size quilt you've been working on for years and it looks great. Now what? You pick off the black cat hairs and enter it in the County Fair!

The Montgomery County Agricultural Fair is Aug. 9 – 17 this year. You still have plenty of time to pull out the items you've made since last August and decide what to enter in the Fair. If you've never entered an item, be it a quilt or any of the other Home Arts in the Fair, why not do it this year?

The first thing to do is go to the Fair website (<http://www.mcagfair.com/> or just search for it). Once there, click on the "Exhibitors" button, then on the "Fair Catalog" option. This will give you the current catalog.

Scroll down to the "Home Arts Dept." and click on that. You don't need to print out all the catalog pages, but I urge you to print out the Department pages pertaining to the items you want to enter. For the info on entry times and entry release times, print the second page for the information. Please note that entries can be brought the day before the Fair opens (which is the best time) and **MUST** be picked up the Sunday after the Fair closes at specific times.

The entries are divided into Departments. There is an introduction to each Department including the chairperson, basis for judging, premiums (cash awards), rules and special awards. Next are the various Divisions of items to be entered, depending on criteria, such as size and/or technique. Please read the criteria carefully to enter your item in the correct Division. For example, I machine quilt all my own quilts, so I would not enter any quilts in Division 6, since that's for quilts made by two or more people. However, if you send your quilts out to a long arm quilter, this Division is for you.

Under each Division are Classes. These are the various types of items that can be entered in each Division. These Classes are important because the entrant (you) is only allowed one entry in each Class. However, you can enter as many items in each Division as there are Classes. For example, in Division 5, the small quilts, there are 26 Classes. You could enter a quilt in each Class (assuming you meet the criteria in all 26), but only one quilt to a Class. So, you may have three small crazy quilts, but only one can be entered as Division 5, Class 5.

Using pages printed from the Fair catalog, match up each item you want to enter with its Department, Division, and Class. I pin a note with this information on each item, as well as keep a separate sheet with that information on it. This way, I know how many items I'm entering and that each item in each Department and Division has a unique Class number. Having this info on the item also speeds up the process of entering my items. The Fair personnel entering items into the Fair do check items for Division and Class.

The day the Fair opens for exhibitor entries, go to the Fair Grounds during the specific times. If you are unable to either enter your items or pick them up, you can make arrangements for another person to do it for you. You don't have to appear in person. The important thing is to get the **claim check** for items entered. So if you need a friend to pick up your items, be sure that person has the claim checks.

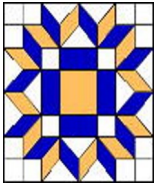
## **Montgomery County Agricultural Fair (continued)**

One handy item to have when entering items in the Fair is self-sticking name/address labels. If you get piles of these from various charities, bring them with you. Each item you enter must have this info on the tag, and having the address labels saves lots of writing time.

After you have entered your items, consider going to the Fair to see your item exhibited. It isn't necessary, but it is fun.

Don't forget to pick up your items and any ribbons you won as the Fair will not let you know they still have





## Fat Quarter Drawings 2019

Liz Plantz and

<b>August</b>	No Drawing
<b>September</b>	Fat quarters of yellows in a tribute to the passing of summer sunshine
<b>October</b>	Fat quarters of pictorial or novelty prints of any kind
<b>November</b>	Batik fat quarters in shades of blue, turquoise, aqua, etc.
<b>December</b>	Service Project Special. They have requested Juvenile themed fat quarters rather than a pre-made block this year. For every fat quarter you donate, please bring an extra to be given to Service Projects.
<b>January</b>	Fat quarters of geometric prints or plaids
<b>February</b>	Fat quarters of low-volume/light background fabric. If you don't know what these are, here is one explanation: <a href="https://www.bing.com/images/search?q=Low+Volume+Fabric&amp;form=IRIBIP&amp;first=1&amp;cw=1263&amp;ch=865">https://www.bing.com/images/search?q=Low+Volume+Fabric&amp;form=IRIBIP&amp;first=1&amp;cw=1263&amp;ch=865</a>
<b>March</b>	Fat quarters in any shade of green
<b>April</b>	Fat quarters of retro, historical or reproduction fabrics. (Civil War, 1930s, William Morris, etc.)
<b>May</b>	Fat quarters of "Ugly" fabric – one person's trash is another's treasure
<b>June</b>	Fat quarters of Patriotic or Red, White and/or Blue



## Membership

Peggy Weidman

I'm the new FSQ membership chair. I want to thank all of you who have already paid your membership fee for the 2019-2020 year.

There are, however, still a few of you lingering out there who haven't renewed. You are in luck though, there is still time to do it! Take a moment right now to put a check or \$35 cash in your wallet to bring to the FSQ meeting next Monday, August 5.

If you can't make the meeting, you can send me a check made out to FSQ at my address below. Just a little reminder that the deadline for inclusion in the FSQ membership directory is Sept. 15. Feel free to contact me if you have any questions (e.g. if you can't remember whether you renewed or not! :)



## August Birthdays

Jane Campos  
Cathy Cottom  
Linda Duzick  
Lizabeth Lawrence  
Sheri Thompson  
Aliccanna Ward  
Anne Weaver  
Zulienne Wolfrey

## Putt-Putt

Liz Lawrence

On June 15, eight FSQ members participated in a fundraiser for Equipment Connections for Children at Borher Park Gaithersburg. ECFC organized a [mini-golf tournament](#) at the park grounds. The FSQ in green T-shirts formed two 4 member teams and competed against a few other teams. The two-hour event was on a beautiful morning, and all participants enjoyed a good round of putt-putt with refreshments after, provided by ECFC. [A further bonus was that one of our teams won the 1<sup>st</sup> place trophy!](#) ECFC is the charity we chose to support with a percentage of the profits from our 2019 raffle quilt. Further information about the organization is available at [www.equipmentforchildren.org](http://www.equipmentforchildren.org)



## **Keep current with Facebook!**

Suma Glassman and Ellen Robinson

Did you know that FSQ has a Facebook page? If you are on FB, why not like our page: <https://www.facebook.com/FriendshipStarQuilters/> And if you aren't on Facebook, the page is "public" so you can still view it just by going to the link. We will be posting meeting reminders and other items deemed of interest to you. If there is something you think might be good information to others, quilt related of course, contact us, the page administrators, and we will get it posted.



## **Library News**

Rosie Hormuth and Liz Lawrence

The Library will be open during the August 5 meeting. Book returns will be accepted. Books may be borrowed. Still time before the holidays to get projects started with a little help from our excellent FSQ library resources.



## **Ultimate Guild Challenge**

Liz Lawrence

The AQS Ultimate Guild Challenge that our eight FSQ members entered via photo plus description in April is over. Unfortunately, FSQ was not chosen to go further in the AQS Grand Rapids show. The disappointing notification came in mid-June. Our committee was so proud of the quilts that were entered, and we are thankful to those who took on the challenge and created wonderful quilts that represented the theme in such varied ways. Hopefully, you had the chance to see the Challenge quilts at our FSQ April Show. There is another opportunity to see the quilts. Capital Quilts will display the Challenge quilts in the CQ Gallery in October, (tentative dates are October 1 - 10).



Elected Officers		
President	<b>Judy Walsh</b>	<a href="mailto:president@friendshipstar.org">president@friendshipstar.org</a>
Vice-President	<b>Teresa Peterson</b>	<a href="mailto:VP@friendshipstar.org">VP@friendshipstar.org</a>
Treasurer	<b>Bobbie Draves and Sabina Lindley</b>	<a href="mailto:treasurer@friendshipstar.org">treasurer@friendshipstar.org</a>
Secretary	<b>Carmen Contreras-Sesvold</b>	<a href="mailto:secretary@friendshipstar.org">secretary@friendshipstar.org</a>

Committee Chairs			
Fabric of the Month	Liz Plantz and Harriet Sheinson	Raffle Quilt Marketing	open
Facebook	Suma Glassman and Ellen Robinson	Raffle Quilt Ticket Sales	Suma Glassman
Field Trips	open	Retreats	Joy Dorman and Nancy Brennan
Holiday Party	Michele Barnard	Round Robin	Margaret Natof
Library	Rosie Hormuth and Liz Lawrence	Service Projects	Anne Weaver and Nancy Brennan
Membership	Peggy Weidman	Small Groups Coordinator	Nicki Lynch
Newsletter	Liz Brodsky	Summer Challenge	Meg Tison, DeVeda Powell, JoAnne DuChez
Pins	Susan Spencer	Sunshine and Shadows	Open
Program	JoAnne DuChez and Cathy Miller	Web Master	Lorie Coston
Publicity	Lorie Coston	Yard Sale	Open