

Friendship Star Quilters December 2018

Website: www.friendshipstar.org
P.O. Box 8051, Gaithersburg, MD 20898

The Quiltline

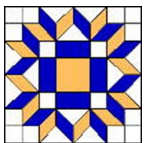
February 28 through March 3, 2019– Mid-Atlantic Quilt Festival (aka “Hampton”)
Hampton Roads Convention Center, Hampton Roads, VA
www.quiltfest.com

April 25 (set-up), 26, 27, 28 (show), 2019- FSQ Quilt Show
Montgomery County Fairgrounds, Gaithersburg
www.friendshipstar.org

Topic	Pg.
FSQ Calendar & Events	1
President's Message	2
Guild Minutes	3
Service Projects	4
Holiday Party	4
Quilt Show Update	5
Programs	6
Membership	7
Birthdays	7
Twinkling Stars	8
2019 Retreat	8
Missing your Quilted Name Tag	9
Facebook	9
Library	9
Officers and Committee Chairs	10

November — Service Project Special. 12 ½ inch Nine Patch Block (12 inch finished)

Meetings	Service Projects	Executive Board Meeting
<p>Next Meeting is December 3rd. Guild meetings are normally at 7:30pm on the 1st Monday of the month at: Gaithersburg Church of the Nazarene 8921 Warfield Rd. Gaithersburg, MD</p> <p>Inclement Weather: If Montgomery County Public Schools (MCPS) evening activities are cancelled, the FSQ meeting will also be cancelled. Cancellations of MCPS activities are posted on http://www.mcps.k12.md.us/.</p>	<p>Service Projects Workshops are held from 9:30 AM to Noon at: Fairhaven United Methodist Church 12801 Darnestown Rd. Darnestown, MD</p> <p>Service Projects Workshop Dates: Thursday, December 13th Tuesday, December 18th</p> <p>If you can, plan to join us for lunch afterward.</p>	<p>The next Executive Board Meetings will be announced soon.</p> <p>If you have a topic to bring up to the board, please contact any of the officers to add your item to the agenda.</p>



President's Message

Barbara Kilby

After Thanksgiving, we picked the wrong day to drive back from State College – it rained all day Saturday and the thermometer barely cleared freezing, so the roads were icy and slushy. I shouldn't complain because my brother did all the driving, 200 miles each way. Now that we are back in Gaithersburg, suddenly it's a beautiful fall Sunday, almost 60 degrees in the sun, and with no clouds at all in a perfect blue sky. We ran a few errands today, just to enjoy the weather.

My sister-in-law Connie is a quilter, and she has been practicing free-motion quilting on her domestic machine. Like all quilters I have ever met, Connie brushes off a compliment with a modest answer (“My stitch length is uneven”), but her freehand swirls are really beautiful. I think it's true, when somebody admires your quilt you should just simply say thank you, and don't point out your mistakes. And above all, don't rip them out until you finish the whole thing; if they really bother you then, okay, you can go back and make corrections. Remember, Finished is better than Perfect.

Several of you have already finished and turned in your **2020 Raffle Quilt blocks**. I am gloating over how great these Ohio Stars will look together, set on point, with a wide variety of blue setting squares and triangles. We had some unclaimed kits left after the November FSQ meeting, but members of the Quilt Show Committee graciously picked up the slack, and I barely hung on to one kit for myself. **The due date to turn in your raffle quilt Star blocks is Monday, December 3, at the FSQ Holiday party. If you have an unfinished kit, return it anyway – we will need it!**

On December 3 we'll have a very short business meeting, including Show and Tell, then adjourn to the buffet to share festive food – please remember to bring a party dish to share or something to drink.

Quilt show pins for the 2019 show “Oh my Stars” are now available; the price is still only \$5 each, and they feature the center star from our spectacular 2019 Raffle Quilt. I think a pin would make a nice stocking stuffer for all the other quilters in your life, your sisters and your cousins and your aunts. Or my sister-in-law Connie.

Quilt Show flyers are also available at the December meeting. When you drop off a quilting magazine (including the FSQ label) at a doctor's office, you can tuck a flyer inside the cover. Take a few flyers everywhere you go.

I look forward to seeing you all at the Holiday Party!

See you soon,

Barbara Kilby

prez@friendshipstar.org



November Guild Minutes

Carmen Contreras-Sesvold

President, Barbara Kilby, called the meeting to order and welcomed visitors and new members. Visiting members from Tabitha's Table Food Pantry (17 South Main St. Smithsburg, MD 21783) sold raffle tickets for their displayed quilt. No changes to October meeting minutes were submitted and the document was approved.

Michele Barnard reminded us that the **FSQ Holiday Celebration** will be held on December 3. Please bring a Dish to share and don't forget the beverages to share. We have enough paper goods and utensils.

2019 Quilt Show Announcements by Co-Chairs Connie Ross and Teresa Peterson included a reminder that the show dates are April 26-28th with setup on Thurs, April 25th. They noted that the next Quilt show meeting is at 7:00pm on Nov 13 at Asbury Methodist Village, 400 Russell Ave., Gaithersburg, MD 20877. (This is across the street from Lake Forest mall).

- **Bloomin' Challenge** coordinators Meg Tison, JoAnne Duchez, and DeVeda Powell reported they had the Bloomin' Challenge Fabric packets available for distribution. [Project details will be available soon on the FSQ website under Challenges! 2018-2019.](#)
- **AQS Ultimate Guild Challenge** Chairs Liz Lawrence, Jennifer Rossmere, and Mary Ann Bruce announced details required for FSQ Guild submission. The theme is Twinkling Stars and quilt dimensions are to be 35 to 40 inches by 55 to 65 inches. In order to for the guild to participate 8 quilts will need to be ready for submission by March 4th, 2019. Competition details were presented on a poster in the Foyer by Liz Lawrence and others. Project details are also available on the [FSQ website under Challenges! 2018-2019.](#)
- **Service Projects Challenge** Co-chairs Anne Weaver and Nancy Brennan reminded us of the next service project meeting details as 9:30 AM to 12 on November 15th and 27th at **12801 Darnestown Road, Gaithersburg, MD 20878.** She also announced the next Service Project Challenge as **"Dancing with the Stars"**. **Quilt sizes accepted are from 36 inches square to twin size. The stars could be represented in the piecing or fabric and will be due mid April.** Once again project details are available on the [FSQ website under Challenges! 2018-2019.](#)
- **The FSQ 2019 Raffle Quilt**, Oh My Stars! Chairperson Karen Moss reported that 723 tickets had been sold at last month's Quilt Quest and generated \$637.00. Gerda Sherwood is in charge of the Raffle Quilt Schedule and will be asking Lorie Coston to generate a sign up genius for scheduling FSQ members for sales events. FSQ Member ticket packets are available please see Karen Moss.
- **The 2020 Raffle Quilt packets** (assembled by Connie Ross, JoAnne DuChez, Gerda Sherwood, Carole Weikert, Lorie Coston, Suma Glassman, Teresa Peterson, and Herb Cullis.) are ready for distribution. The committee will initially distribute 1-2 kits/person. After the meeting, the committee will distribute any remaining kits. As a reminder, kits must be returned by Monday, December 3.

December Fabric Raffle, we are requesting a special submission. Please bring a 12 ½ inch Nine Patch Block (12 inch finished when sewn into a quilt) for the raffle. For every block you make, please make a second block to be given to Service Projects. There is special request for blocks featuring bright fabrics that read as solids. The corners and center square are made of the bright fabric with the remaining 4 squares in white. Pattern details can be found at <http://www.quilterscache.com/N/NinePatchBlock.html>.

JoAnne DuChez, Program Chairperson, introduced **Quilt Historian, Polly Mello**, and her talk, Quilts that Go Bump in the Night.

After show and tell, door prizes were presented to Michele Barnard, Trish McTighe, and Ihsia Hu. This was followed by Fat Quarter drawing. The winners were Karen Kehl, and Ihsia Hu. The meeting adjourned at 9:10 PM.

Respectfully Submitted, Carmen Contreras-Sesvold



Service Projects Update

Anne Weaver and Nancy Brennan

This has been a very busy fall for FSQ's Service Projects committee! So far, since June 1, we have made and delivered:

255 quilts – from baby to lap size

177 preemie quilts

56 preemie hats

229 pillowcases

Of course, this couldn't have happened without the incredible efforts of many, many guild members – who attend our twice-monthly workshops, who make quilts at home, who donate batting and fabric, and who support our outreach with your dues. Thanks so much for your continued support!

December's Service Projects workshops will be held on Thursday, December 13, and Tuesday, December 18. We meet from 9:30 am until about noon at Fairhaven United Methodist Church, 12801 Darnestown Road, about ½ mile west of Quince Orchard High School. We love to welcome new folks! Please contact Nancy Brennan or Anne Weaver with questions.



Holiday Party

Michele Barnard

Our annual holiday party will be held at the December meeting. Please bring a sweet or savory treat, or a beverage, to share and spend some time chatting and relaxing with fellow FSQ members. We have plenty of paper products left over from last year! If you have any questions or suggestions, please contact Michele Barnard.



Quilt Show Update

Connie Ross and Theresa Peterson

Quilt Show 2019 "Oh My Stars!"

Set-up: Thursday April 25, 2019

Show Dates: April 26,27,28, 2019

The Quilt Show meeting on November 13 was well attended and planning is running smoothly. Team members know what to do and are working diligently to set up another exciting show. Our next meeting is January 15, 2019 at 7:00 PM at the usual Asbury meeting room. If we have nasty weather I will publish the call in number for a conference call instead.

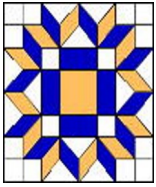
The Raffle Quilt "Oh My Stars!" is circulating and Gerda Sherwood is scheduling showings for the new year. Keep your eyes peeled for "Sign-Up Genius" dates coming soon. Thanks in advance for supporting this important effort and for selling your tickets. Please take more if you are able!!

The Quilt Show Flyers are printed and in circulation. Please see Rosie Hormuth to get flyers to distribute.

The Quilt Show pins are in hand and they are FABULOUS!!!! I will bring the supply to Susan Spencer at the December Guild meeting to add to her stash. Please buy one for yourself and for all of your quilting friends to share. It is a great way to remind your quilting buddies of you and your guild. The pins are \$5.00 each, as usual!

Raffle Basket Donations are being collected by Karen Slayton in the "pink" container at the FSQ meetings. Please donate new or "like new" quilting related items. Fat quarters are welcome, please wash, press and fold. Medium size baskets are needed as well. Also, please let Karen know if your small group wants to donate a completed specialty basket, such as Movie Night, Pets, Holidays, Wine lovers or Cooking, etc.

We look forward to seeing all of the beautiful quilts you are working on for the show. And don't forget the AQS, Bloomin' and Service Challenges (see website for details).



Programs

JoAnne DuChez and Meg Tison

Below is a list of the remainder of FSQ 2018-19 Programs and Events

2019

January 7, 2019	Morna McEver Golletz
February 4, 2019	Diane Henry
March 4, 2019	Lesley Riley
April 1, 2019	Cindy Grisdela
May 6, 2019	Round Robin, Margaret Natoff FSQ Organizer
June 3, 2019	Election; Annual Yard Sale



Membership

Judy Walsh

At our regular guild meetings, we usually don't have much time to socialize. So our holiday party is a great time to get to know more of our guild members!

Let's all take advantage of this opportunity and try to talk to at least one person we don't know very well.

December Birthdays



Deb Chubb	5
Nicki Lynch	9
Gail Ullrich	15
Barbara Morten	18
Bobbie Draves	20
Judy Walsh	23
Jeanne Burke	31



Twinkling Stars is the Ultimate Guild Challenge

Jennifer Rossmere, Liz Lawrence and Mary Ann Bruce

With the weather getting colder and the holidays almost here, twinkling stars and colorful lights are all around us. Hopefully this will provide some inspiration for your Twinkling Stars quilt for the American Quilters Society (AQS) 2019 Ultimate Guild Challenge. As *Twinkling Stars* is the theme, participants are to interpret or represent the definition of “twinkle” as part of their quilt. Merriam-Webster defines the word twinkle as an ‘intermittent radiance’, ‘a rapid flashing motion or to flutter rapidly’ along with ‘to shine with a sparkling light’. Another avenue to contemplate is the shape of stars which can be represented with points or even smooth and round - as the sun is a star!

The quilt is to have a width between 35” and 40” and a length between 55” and 65”.

We have received some questions as to embellishments, painting, lighting. The AQS instructions include: Quilts must be able to stack with other quilts and boxed or rolled without possible damage to quilt. Therefore, minimal embellishment (small beads or other items) must be sewn down. Due to mailing and packaging, embellishments should be minimal in relief. Thread painting is acceptable. Quilts with electrical components or special lighting cannot be utilized due to fire safety. Also, quilts must be a single unit and may not be framed with wood, metal, etc. No rods may be sewn into a quilt.

The finished quilts will be due at the March 4, 2019 FSQ meeting. We are hoping we will have at least 8 quilts so we can submit them to AQS.

The pertinent information is on the FSQ website (<http://friendshipstar.org/aqs-2019-ultimate-guild-challenge/>). Please e-mail any of us with any questions - Liz Lawrence 20633@comcomast.net; Jennifer Rossmere jayrossmere@gmail.com; Mary Ann Bruce MaryAnnWB@verizon.net

Enjoy the holidays and the stars around you as you have fun with this challenge.

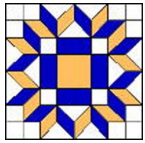


2019 Retreat

Joy Dorman and Pat Vasaio

It is almost time for our annual January Retreat at Bon Secour in Marriotsville, MD. Have you been thinking about what projects to bring? Between family and friends, I have 5 baby quilts to make by February---four boys and one girl. I have a good start on them, but I suspect I will be working on at least one at the retreat. One of the best parts of the retreat is to see what everyone else is doing. Lots of different patterns, a few working on the latest Bonnie Hunter mystery, bright colors, soft pastels and reproductions are just a sample of what our members will be making.

We will be sending further details about the retreat to those who have registered in early January. There is still time to put your name on the waiting list. We frequently have last minute cancellations, so if your schedule is flexible and your name is on the waiting list, you could receive a call on the first morning of the retreat that there is an opening.



Missing your Quilted Name Badge?

Lorie Costen

The best part of FSQ is the friendships we make with each other, isn't it? But with more than 110 members, how do we remember each other from month to month, especially when all members can't make it to all meetings? We wear our name and creativity around our neck in the form of a quilted name badge.

And yes, at every meeting there is a **prize drawing** for members who are wearing a name badge! Don't have a name badge because the dog ate it or you're a relatively new member and you never got the starter kit?! Ohhhh! Did you **LOSE** it?!!

Good news! Don't worry! Our member, Carmen Contreras-Sesvold, has put together a pattern for you to embroider your own or, for a small fee, she will embroider one for you!!! The good thing here is you get to create the quilting around the FSQ symbol yourself. The patterns are on the membership page or, if you find it easier, dash off an [email message to Carmen](#)! So! Tired of your current badge? Lost it? Never had one? Create your own or contact Carmen. Let's get to know each other by name!



Keep current with Facebook!

Suma Glassman and Ellen Robinson

Did you know that FSQ has a Facebook page? If you are on FB, why not like our page: <https://www.facebook.com/FriendshipStarQuilters/> And if you aren't on Facebook, the page is "public" so you can still view it just by going to the link. We will be posting meeting reminders and other items deemed of interest to you. If there is something you think might be good information to others, quilt related of course, contact us, the page administrators, and we will get it posted.



Library News

Rosie Hormuth and Liz Lawrence

We hope all FSQ members are taking advantage of the broad selection of quilt-related books stored in the library. Not only will you find dozens of pattern ideas but also topics from appliqué and embellishment to history and art. In addition there are a few videos and ruler books available as well. Stop by the table on your way into the next meeting and browse. Let us know if you have a suggestion to add to the stock. Rosie Hormuth and Liz Lawrence



Elected Officers		
President	Barbara Kilby	prez@friendshipstar.org
Vice-President	Carole Weikert	VP@friendshipstar.org
Treasurer	Sabina Lindley	Treas@friendshipstar.org
Secretary	Carmen Contreras-Sesvold	Secy@friendshipstar.org

Committee Chairs			
Fabric of the Month	Liz Plantz and Harriet Sheinson	Raffle Quilt Marketing	Gerda Sherwood
Facebook	Suma Glassman and Ellen Robinson	Raffle Quilt Ticket Sales	Karen Moss
Field Trips	open	Retreats 2019	Pat Vasasio and Joy Dorman
Holiday Party	Michele Barnard	Round Robin 2019	Margaret Natof
Library	Rosie Hormuth and Liz Lawrence	Service Projects	Anne Weaver and Nancy Brennan
Membership	Judy Walsh	Small Groups Coordinator	Nicki Lynch
Newsletter	Liz Brodsky	Summer 2018 Challenge	Meg Tison, DeVeda Powell, JoAnne DuChez
Pins	Susan Spencer	Sunshine and Shadows	Open
Program	JoAnne DuChez and Cathy Miller	Web Master	Lorie Coston
Publicity	Lorie Coston	Yard Sale	Open
Quilt Show 2019	Connie Ross and Teresa Peterson		