

Friendship Star Quilters February 2019

Website: www.friendshipstar.org
P.O. Box 8051, Gaithersburg, MD 20898

The Quiltline

February 28 through March 3, 2019– Mid-Atlantic Quilt Festival (aka “Hampton”)
Hampton Roads Convention Center, Hampton Roads, VA
www.quiltfest.com

April 25 (set-up), 26, 27, 28 (show), 2019- FSQ Quilt Show
Montgomery County Fairgrounds, Gaithersburg
www.friendshipstar.org

May 31-June 2, QU” Dulles Expo Center, Chantilly, VA,
Friday 10-6, Saturday 10-5, Sunday 10-4. <https://quiltersunlimited.org/quilt-show/>

Topic	Pg.
FSQ Calendar & Events	1
President’s Message	2
Guild Minutes	3-4
Service Projects	5
Quilt Show Inspiration	6
Quilt Show Update	7
Quilt Show Volunteers	8
Twinkling Stars Challenge	9
Quilt Show Silent Auction	10
Retreat Thank You	10
Programs	11
FSQ Yard Sale	12
Membership	13
Birthdays	13
Missing your Quilted Name Tag	14
Facebook	14
Library	14
How to update FSQ Email List	15
Officers and Committee Chairs	16

February — Fat quarters of low-volume/light background fabric

Meetings

Next Meeting is February 4th. Guild meetings are normally at 7:30pm on the 1st Monday of the month at:
Gaithersburg Church of the Nazarene
8921 Warfield Rd.
Gaithersburg, MD

Inclement Weather: If Montgomery County Public Schools (MCPS) evening activities are cancelled, the FSQ meeting will also be cancelled. Cancellations of MCPS activities are posted on <http://www.mcps.k12.md.us/>.

Service Projects

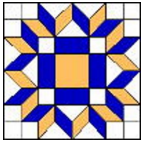
Service Projects Workshops are held from 9:30 AM to Noon at:
Fairhaven United Methodist Church
12801 Darnestown Rd.
Darnestown, MD

Service Projects Workshop Dates:
Tuesday, February 5th
Thursday, February 21st

Executive Board Meeting

The next Executive Board Meetings will be announced soon.

If you have a topic to bring up to the board, please contact any of the officers to add your item to the agenda.



President's Message

Barbara Kilby

The annual Friendship Star Quilters Retreat convened in mid-January 2019 with 34 members present. Some of the quilters who regularly come to the Retreat keep up their FSQ membership just to be eligible for this event, even though they live too far away to attend monthly meetings. We always enjoy the peaceful surroundings, not having to cook, laughing a lot, and being able to sew as early and as late as we like. (I sneaked in a two-hour nap somewhere.)

Most of us signed up for three days, and a few quilters elected to stay for the optional fourth day. Whenever a quilt top was completed, we took pictures and sent them to Suma Glassman for the FSQ Facebook page. It's a public page, so you don't have to join Facebook to see the photos. Here is the link to the Retreat photo album – you can copy and paste it into your browser:

https://www.facebook.com/pg/FriendshipStarQuilters/photos/?tab=album&album_id=1876437272483376

At the retreat I quilted a wall hanging called Feathertail, which I started piecing several years ago in a class at Capital Quilts. It's mostly nine-patches, alternating with raw-edge fused applique blocks. What had me stumped was the center medallion, but I really needed to Get It Over With. I finally decided to combine free-motion for the curves and walking-foot lines for the grid. The more quilting I added, the less bothersome my mistakes were. Feathertail will have to be a good example of "Quilting Near the Ditch."

Congratulations to Joy Dorman and Pat Vasaio for coordinating another successful retreat!

The 2019 Quilt Show Committee met in January with Connie Ross presiding and 20 members present. Plans for the April 2019 quilt show are well underway. This is your chance to show your work!

At this meeting we also had to decide on the dates for our 2021 quilt show. The Fairgrounds has offered us our choice of three April weekends; we settled on the last weekend of April, which crosses over into the 1st and 2nd of May 2021.

Domestic Affairs: Here at home, we had both a phone outage and a water main break around 6:00 am on Friday morning. Herb and I used that as an excuse to go out for breakfast. Asbury land line phones run on a central PBX system, and the IT department restored service by noon. The water main break took longer because it was under a concrete driveway. When we came home from breakfast, a crew was already there with a lot of digging equipment, and about 3:00 pm we heard loud rushing water noises from our laundry room -- the main had been repaired.

All is well – hope this finds you the same!

Barbara Kilby

prez@friendshipstar.org



January Guild Minutes

Carmen Contreras-Sesvold

President Barbara Kilby, called the meeting to order and welcomed visitors and new members. Our next FSQ Meeting will be Monday, Feb 4 at 7:30 pm. The next Board meeting will be Tuesday, Feb 12 at 7:00 pm. The following change to December meeting minutes was submitted for voting and the document was approved as amended. (From: "This is across the street from Lake Forest mall". To: Near Lake Forest Mall).

Post office Problems: Temporary problems with our Shady Grove US Post Office (Box 8051) were announced by our President. It was requested that members use hand delivery or call committee chairs for other mailing arrangements. UPDATE: USPS problems have been resolved, mail working normally.

Our 2019 **Retreat** has a last-minute opening. Please contact Joy Dorman by phone or email.

Quilt Show (QS):

- Co-Chairs Connie Ross and Teresa Peterson reminded us that the QS meeting will be held on January 15th at 7 PM at Asbury Methodist Village, 400 Russell Ave., Gaithersburg, MD 20877.
- QS registration is due March 1st, 2019. Electronic forms are in the works.
- QS flyers are available for distribution to quilt shops and other places. Contact Rosie Hormuth for supplies and further information.
- QS Pins are available for \$5 see Susan Spencer for purchase.
- Quilting Demonstrations still has open positions please contact Michele Barnard for more information.
- QS Boutique Chair, Suma Glassman, let us know that she has registration forms for the Boutique. This includes a \$5 registration fee. Vendors receive 90% of their sale proceeds, with the remaining 10% going to the QS.

AQS Ultimate Guild Challenge Co Chairs, Liz Lawrence and Jennifer Rossmere, reminded us that the registration due date is March 4th, 2019 which includes 2 photographs of your quilt (submitted electronically). For more details see (<http://friendshipstar.org/aqs-2019-ultimate-guild-challenge/>).

Bloomin' Challenge Chairs, Meg Tison, JoAnne Duchez, and DeVeda Powell informed us that our quilt submissions perimeters must be between 150" and 250". All 3 of the challenge fabrics provided in the packets must be used on the front of the quilt with each fabric recognizable. More weight will be given to quilts where more challenge fabric is used. Quilts must be quilted and bound. Finished quilts must be turned in during the guild quilt turn-in day, along with a completed registration form. The form will be available on the guild website. Please see our web page for more quilt submission details (<http://friendshipstar.org/bloomin-challenge-2019/>).

Service Projects Committee Chairs, Anne Weaver and Nancy Brennan, remind us that the next workshops will be Jan. 10th and 15th, Feb. 5th and 21st, and March 7th and 26th. Located at Fairhaven United Methodist Church between 9:30 to noon.

(minutes continued next page)

Service Projects also announced more details for the Service Project Challenge, “**Dancing with the Stars**”. These details include the recipients which will be children, teens and adults served by **the Fisher Houses** at the Walter Reed National Military Medical Center in Bethesda. The sizes can vary from 36” square to 72” square. Most importantly, the quilt or quilts should include stars in some fashion be it fabric, piecing, or quilting. They also need to be quilted (hand or machine) and bound. Quilts will be hung by clips. Thus, no sleeves are needed (or wanted). Finished quilts must be turned in on “Quilt Turn In” day. Your quilt will not be returned to you after the QS, but will be donated directly to the **Fisher Houses**. More details can be found at (<http://friendshipstar.org/service-projects-workshop-challenge/>).

The 2019 Raffle Quilt, Oh My Stars!, is still in need of volunteer ticket sellers. Please see Karen Moss for your personal ticket packet, or to turn in money and stubs. Further, please contact Gerda Sherwood if you can attend a guild meeting or other sales event to show off the quilt. As a reminder our fundraising target is \$5000, and our charity is Equipment Connections for Children.

2020 Raffle Quilt Chairs Judy Walsh and Barbara Kilby are sewing the top; the quilt will be about 90x102 inches. Please contact us if you are interested in bidding for the long arm quilting.

Program and Drawings

JoAnne DuChez introduced our program speaker, Morna Golletz. Her talk was titled Open House! A Peek Inside Quilters Studio. After the speaker’s presentation, we had a great “Show and Tell”. Our Fat Quarter Drawing winners were Dottie Atkin, Judy Newton, and Harriet Sherman. Further, our Door Prizes were presented to Alice Washburn, Michele Barnard, and Laura Markus.

Meeting adjournment was at 9:27 pm.

Respectfully Submitted, Carmen Contreras-Sesvold



Service Projects Update

Anne Weaver and Nancy Brennan

During the recent FSQ Annual Retreat at Bon Secours, 9 preemie quilts were donated along with 4 quilt tops, several made from kits.

Thanks to everyone who set aside their own projects and helped with these service projects. We could not do all that we do without your generosity and support.

For more information, please contact Nancy Brennan or Anne Weaver.

The February Service Projects Workshops will be held at Fairhaven United Methodist Church, 12801 Darnestown Road, Darnestown, from 9:30 a.m. until noon on Tuesday, February 5th and Thursday, February 21st. Please join us if you can.



Quilt Show Inspiration Poem

Ginny Vilk

At the quilt show full of winning displays
There she chanced to purchase
A ticket for only a dollar and went her way
Later learning a man had purchased sixty dollars
Worth of chances, she was told
Several days passed and the husband called
That some person rang telling him his wife had won
“Won what,” she said, but he was not sure
So vaguely recalled that ticket
Tucked inside a wallet while driving home
That day, lights going off inside her head
So thrilling with hope she smiled
Then came the answer upon arrival
She had the winning ticket
A day later went to pick it up when inside the house
From floor to ceiling and folded neatly stacked
Quilts of a hundred and much more to be donated
All had been measured, cut and pieced
By machines from women at a guild
She could not walk out with her winning trophy
--A Featherweight--
For doing nothing but just luck that day
Inquired how and who they were
She knew she had to see
For herself and feeling guilty
It has been years now that she too
Volunteers her time
Surgically tying knots on quilts
To be given to hospital pediatric wings
As well as wounded warriors too
But most of all it is the women
Whose loving talents
And those friendships that call her
To take a chance
Over and over again



Quilt Show Update

Connie Ross and Theresa Peterson

Quilt Show 2019 "Oh My Stars!"

Set-up: Thursday April 25, 2019

Show Dates: April 26,27,28, 2019

The Raffle Quilt "Oh My Stars!" is circulating and Gerda Sherwood is scheduling showings for the new year. Keep your eyes peeled for "Sign-Up Genius" dates coming soon. Thanks in advance for supporting this important effort and for selling your tickets. Please take more if you are able!!

The Quilt Show Flyers are printed and in circulation. Please see Rosie Hormuth to get flyers to distribute.

The Quilt Show pins are in hand and they are FABULOUS!!!! I will bring the supply to Susan Spencer at the December Guild meeting to add to her stash. Please buy one for yourself and for all of your quilting friends to share. It is a great way to remind your quilting buddies of you and your guild. The pins are \$5.00 each, as usual!

Raffle Basket Donations are being collected by Karen Slayton in the "pink" container at the FSQ meetings. Please donate new or "like new" quilting related items. Fat quarters are welcome, please wash, press and fold. Medium size baskets are needed as well. Also, please let Karen know if your small group wants to donate a completed specialty basket, such as Movie Night, Pets, Holidays, Wine lovers or Cooking, etc.

We look forward to seeing all of the beautiful quilts you are working on for the show. And don't forget the AQS, Bloomin' and Service Challenges (see website for details).

Connie Ross



Quilt Show Volunteers: We Need You!!

Anne Flaggs

Hopefully by now, you have heard we are having a quilt show, well we can't pull it off without the guild members volunteering during the show at the various stations to help sell tickets, give away fabric, white glove, etc.

We recommend that everyone does at least 2 shifts of 2 hours a piece to ensure we have full coverage at the show. Anyone doing at least 4 hours of work will be in the drawing for one of the volunteer raffle baskets that we will give away at the May meeting.

Sometime in February, all the jobs will be posted in Sign-up Genius so you can find the right slot and time that fits your needs but I wanted to give a quick outline of the jobs to help you decide where you might want to work.

- **Turn-in** – this will occur the Saturday before the show and lasts about 4 hours. Jobs include checking in quilts and sorting them into groups
- **Setup (Thursday)** – this is an active job and is the actual hanging of quilts and transforming the fairgrounds into a spectacular show. This is 4+ hours but we will accept help for shorter shifts.
- **Admissions** – mostly a sit-down station that can be busy especially when the show opens for the day. The first greeters to our show, money is taken for tickets & show pins, catalogs are distributed and wristbands placed on the visitors. Also oversees the children's activities.
- **Raffles**
- **Quilt** – a sit-down job selling tickets to our beautiful raffle quilt that will be displayed
- **Baskets** – a sit-down job selling tickets to our hourly basket drawings
- **Featherweight** – an active sit-down job selling tickets for our featherweight drawing and sewing preemie blankets
- **Silent Auction** – a sit-down job overseeing all the items up for auction and their sign-up sheets.
- **Fabric giveaway** – a sit-down job handing out free fabric to our attendees that find the station
- **Hospitality** – an active job helping out in our food area
- **Service Projects (Saturday only)** – an active sit-down job helping visitors tie charity quilts
- **White Gloving** – an active walking job and a good chance to see the show while you assist visitors by pointing out interesting facts on quilts
- **Security** – an active walking job
- **Take-down (Sunday)** – an active job helping to take down the quilts and return them to our members. This will take about 2 hours and starts about 10 minutes after our show ends on Sunday.

If your spouses or older kids want to work the show, that is fine also, we have a few that like to do security and help with setup/takedown. Kids that need Service hours for school can earn hours by volunteering. Most of the jobs are sitting down, except for White Gloving and Security. If you can only stand/walk



Twinkling Stars is the Ultimate Guild Challenge

Jennifer Rossmere, Liz Lawrence and Mary Ann Bruce

We can't wait to see the amazing quilts you are creating. With one month to go (**due at the March 4, 2019 FSQ meeting**), we hope you are on target to complete your *Twinkling Stars* quilt for the American Quilters Society (AQS) 2019 Ultimate Guild Challenge.

The quilt is to have a width between 35" and 40" and a length between 55" and 65".

The registration form will be the same as the FSQ registration form for the Quilt Show. Please include a brief story about your quilt and how you interpreted the theme of "Twinkling Stars" (how you interpreted or represented the definition of "twinkle").

The pertinent information is on the FSQ website (<http://friendshipstar.org/aqs-2019-ultimate-guild-challenge/>).

Please e-mail any of us with any questions - Liz Lawrence 20633@comcomast.net; Jennifer Rossmere jay-rossmere@gmail.com; Mary Ann Bruce MaryAnnWB@verizon.net



Quilt Show Silent Auction

Dottie Acton

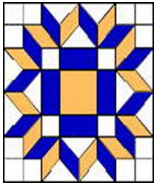
It's time to start working on items for the Silent Auction! Get out one of your UFOs, try a new technique, or just use your favorite technique to make a quilt or other item to donate. You can keep 70 percent of the amount bid for your item, with the guild getting the remainder. Details and registration forms for the Silent Auction will be posted on the guild site in early February.



2019 Retreat : Thank You

Joy Dorman and Pat Vasaio

Thanks to the organizers of our January Retreat at Bon Secours. We got a lot of quilting done, got caught up on what was happening in our lives, shared tips, and had a lot of laughs. Again, thanks.



Programs

JoAnne DuChez and Meg Tison

Diane Henry has been working with fabric since her grandmother taught her how to hand piece her first nine-patch block at age four. Diane loves sharing her passion for machine quilting with others around the world. She works with quilting groups and shops leading classes for beginners and advanced quilters and organizing workshops; conducts lectures, classes and demonstrations at quilt shows. Diane is a Hanke Quilter National educator and and serves as one of the moderators of the Pro-Stitcher® Yahoo group, supporting Pro-Stitcher owners.

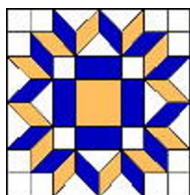
Diane's lecture will be **THREADS AND NEEDLES**. Come hear Diane inform us what goes with what and why certain needles and treads work best in different situations. Also, as a special treat Capital Quilts will be vending at our meeting. **Threads and needles galore!**

The Guild will host a dinner for the lecturer on Monday evening at 5:30 before the meeting. The Guild dinners are held at DogFish Head Alehouse, 800 West Diamond Ave., Gaithersburg, MD, 20878, phone: 301-963-4847.

Below is a list of the upcoming FSQ 2017-18 Programs and Events

2019

March 4, 2019	Lesley Riley
April 1, 2019	Cindy Grisdela
May 6, 2019	Round Robin, Margaret Natoff FSQ Organizer
June 3, 2019	Election; Annual Yard Sale



Yard Sale

JoAnne DuChez and Meg Tison

Collection for the 2019 yard sale will begin at the February meeting. There will be a bin in the atrium. The yard sale will be held at the June 3 Guild meeting.

I know you have already gone through your sewing room to find for find donations for the Raffle baskets, and I'm sure you have found items not quite right for that purpose. So, just bring them along and put them in the yard sale bin. The past yard sales have been very successful due to your generosity. I can't think of a better cause to raise money than to support the Guild's programs and service project.



Membership

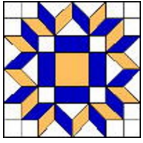
Judy Walsh

An updated member directory was sent out in December. If you did not receive it, please email me at mbrshp@friendshipstar.org.



February Birthdays

Dorothy Craig	6
Barbara Skelly	8
Ginger Peebles	10
Brenda Finch	15
Susan Sandler	19
Pam Lane	21
Mary Moore Payne	24
Margaret Natof	27



Missing your Quilted Name Badge?

Lorie Costen

The best part of FSQ is the friendships we make with each other, isn't it? But with more than 110 members, how do we remember each other from month to month, especially when all members can't make it to all meetings? We wear our name and creativity around our neck in the form of a quilted name badge.

And yes, at every meeting there is a **prize drawing** for members who are wearing a name badge! Don't have a name badge because the dog ate it or you're a relatively new member and you never got the starter kit?! Ohhhh! Did you **LOSE** it?!!

Good news! Don't worry! Our member, Carmen Contreras-Sesvold, has put together a pattern for you to embroider your own or, for a small fee, she will embroider one for you!!! The good thing here is you get to create the quilting around the FSQ symbol yourself. The patterns are on the membership page or, if you find it easier, dash off an [email message to Carmen](#)! So! Tired of your current badge? Lost it? Never had one? Create your own or contact Carmen. Let's get to know each other by name!



Keep current with Facebook!

Suma Glassman and Ellen Robinson

Did you know that FSQ has a Facebook page? If you are on FB, why not like our page: <https://www.facebook.com/FriendshipStarQuilters/> And if you aren't on Facebook, the page is "public" so you can still view it just by going to the link. We will be posting meeting reminders and other items deemed of interest to you. If there is something you think might be good information to others, quilt related of course, contact us, the page administrators, and we will get it posted.



Library News

Rosie Hormuth and Liz Lawrence

We hope all FSQ members are taking advantage of the broad selection of quilt-related books stored in the library. Not only will you find dozens of pattern ideas but also topics from appliqué and embellishment to history and art. In addition there are a few videos and ruler books available as well. Stop by the table on your way into the next meeting and browse. Let us know if you have a suggestion to add to the stock. Rosie Hormuth and Liz Lawrence



Emails 101

Judy Walsh

We use a monitored broadcast list for FSQ-related emails. This means that only those who are subscribed to the list will receive “blast” emails sent through our listserv. And if you get a new email address, you need to change your profile in the listserv.

To send an email to everyone on the FSQ listserv, address your email to fsq@lists201d.his.com.

If you think you think you may not be receiving some emails, check to see how your email preferences are set up.

Open your internet browser and enter the following URL address:

<https://lists201d.his.com/mailman/listinfo/fsq> and press the Enter key.

Scroll down the page until you see the “**FSQ Subscribers**” section, where you can view the list of subscribers, or change your subscription options.

To view and/or change your email options, or to start using a new email address, enter your subscriber email address and click on “Unsubscribe or edit options”.

On the member options page, enter your password and click on Log In.

Your subscription options are shown at the bottom of the next page. Review the options and select or update the choices according to your preferences. After you click on “Submit your options” you should see a message near the top of the page stating your options were successfully set.

Digest emails are generally sent once a day. So be aware that if you choose to receive a digest, you may not be informed of an urgent item - such as a special sale or an opening in the retreat - quickly enough to take advantage of it.

If you are changing to a new email address, you will receive a confirmation email at your new address that will require a response from you. If you do not reply to that email within 3 days, the change will not be made on the listserv. So be sure to also check the Spam folder at your new email address after making such a request.



Elected Officers		
President	Barbara Kilby	prez@friendshipstar.org
Vice-President	Carole Weikert	VP@friendshipstar.org
Treasurer	Sabina Lindley	Treas@friendshipstar.org
Secretary	Carmen Contreras-Sesvold	Secy@friendshipstar.org

Committee Chairs			
Fabric of the Month	Liz Plantz and Harriet Sheinson	Raffle Quilt Market-ing	Gerda Sherwood
Facebook	Suma Glassman and Ellen Robinson	Raffle Quilt Ticket Sales	Karen Moss
Field Trips	open	Retreats 2019	Pat Vasaio and Joy Dorman
Holiday Party	Michele Barnard	Round Robin 2019	Margaret Natof
Library	Rosie Hormuth and Liz Lawrence	Service Projects	Anne Weaver and Nancy Brennan
Membership	Judy Walsh	Small Groups Coordinator	Nicki Lynch
Newsletter	Liz Brodsky	Summer 2018 Challenge	Meg Tison, DeVeda Powell, JoAnne DuChez
Pins	Susan Spencer	Sunshine and Shadows	Open
Program	JoAnne DuChez and Cathy Miller	Web Master	Lorie Coston
Publicity	Lorie Coston	Yard Sale	Open
Quilt Show 2019	Connie Ross and Teresa Peterson		