

Friendship Star Quilters January 2019

Website: www.friendshipstar.org
P.O. Box 8051, Gaithersburg, MD 20898

The Quiltline

February 28 through March 3, 2019– Mid-Atlantic Quilt Festival (aka “Hampton”)
Hampton Roads Convention Center, Hampton Roads, VA
www.quiltfest.com

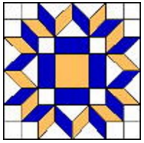
April 25 (set-up), 26, 27, 28 (show), 2019- FSQ Quilt Show
Montgomery County Fairgrounds, Gaithersburg
www.friendshipstar.org

May 31-June 2, QU” Dulles Expo Center, Chantilly, VA,
Friday 10-6, Saturday 10-5, Sunday 10-4. <https://quiltersunlimited.org/quilt-show/>

Topic	Pg.
FSQ Calendar & Events	1
President’s Message	2
Guild Minutes	3
Service Projects	4
Holiday Party	4
Quilt Show Update	5
Programs	6
Membership	7
Birthdays	7
How to update FSQ Email List	8
Twinkling Stars	9
2019 Retreat	9
Missing your Quilted Name Tag	10
Facebook	10
Library	10
Officers and Committee Chairs	11

January — Fat quarters of Geometric prints: circles, squares, dots, stripes, etc.

Meetings	Service Projects	Executive Board Meeting
<p>Next Meeting is January 7th. Guild meetings are normally at 7:30pm on the 1st Monday of the month at: Gaithersburg Church of the Nazarene 8921 Warfield Rd. Gaithersburg, MD</p> <p>Inclement Weather: If Montgomery County Public Schools (MCPS) evening activities are cancelled, the FSQ meeting will also be cancelled. Cancellations of MCPS activities are posted on http://www.mcps.k12.md.us/.</p>	<p>Service Projects Workshops are held from 9:30 AM to Noon at: Fairhaven United Methodist Church 12801 Darnestown Rd. Darnestown, MD</p> <p>Service Projects Workshop Dates: Thursday, January 10th Tuesday, January 15th</p> <p>If you can, plan to join us for lunch afterward.</p>	<p>The next Executive Board Meetings will be announced soon.</p> <p>If you have a topic to bring up to the board, please contact any of the officers to add your item to the agenda.</p>



President's Message

Barbara Kilby

My son Sean exaggerated when he said he had an “extra” Christmas tree, but he offered to bring it over, and I could hardly refuse. He hauled in a sealed cardboard box, obviously newly purchased, and unpacked a very skinny 8-foot artificial tree. It took us two hours to unwind the prewired white lights; Sean then snapped together the three sections of plastic greenery, groomed the branches, and decked it with 200 multicolored LED's. That took another two hours. The tree has a quilted table runner for a tree skirt, and the decorations include an assortment of county fair and quilt show ribbons I have collected since I joined FSQ as a beginning quilter. It stands in a corner of the dining room, and I have never enjoyed a tree more.

On the other side of the dining room stand two homemade design walls covered with all of the 2020 raffle quilt blocks. We distributed 71 kits and got back all but a few; the stars contain a wide variety of prints and batiks, and the next stage of making the quilt top is deciding how to distribute them. As of today, I think the darkest indigo values can go on the outside edges, so that there will be a pool of medium blue blocks near the center. It will still have a scrappy look no matter what we decide. We really appreciate all of you who made Ohio stars for this quilt. Once we have the top put together, we'll invite bids for the longarm quilting.

The raffle quilt is always our main fundraising project. It helps pay for the speakers at FSQ meetings, furnishes the supplies for Service Projects quilts, and provides an annual donation to a local charity; this year we are again supporting Equipment Connections for Children. Over the past 12 years our raffle quilts have raised more than \$16,000 for charity, and several times that for Friendship Star Quilters projects.

Meanwhile, we still need people to take the 2019 quilt “Oh My Stars!” out for visits to other groups to sell raffle tickets. It need not be a quilt guild; a book club or a bowling league may be a good venue. Our aim is to raise \$5,000 by April, and we have collected only \$2,000 so far. If you belong to another organization, we want your help in marketing this gorgeous creation. Contact Gerda Sherwood by phone, text message, or email if you are available to help. Even if you don't belong to another group, Gerda has a list of available dates and locations and can schedule a visit for you.

The next FSQ meeting, featuring a lecture by Morna Golletz, will be on Monday, January 7, 2019 at 7:30 pm.

Wishing a very Happy and peaceful New Year to all of you!

Barbara Kilby

prez@friendshipstar.org

December 29, 2018



December Guild Minutes

Carmen Contreras-Sesvold

President, Barbara Kilby, called the meeting to order and welcomed visitors and new members. No changes to November meeting minutes were submitted and the document was approved.

2019 Quilt Show Announcements by Co-Chairs Connie Ross and Teresa Peterson included a reminder that the show dates are April 26-28th with setup on Thurs, April 25th. They noted that the next Quilt show meeting is at 7:00pm on Jan 15 at Asbury Methodist Village, 400 Russell Ave., Gaithersburg, MD 20877. (This is across the street from Lake Forest mall).

Boutique coordinator, Suma Glassman, announced that she had paper registration forms available for those who wished to sell items at the Quilt show. Quilt show flyer coordinator, Rosie Hormuth, announced that flyers were available in packet of 25 or 50. She also requested that if you go to a quilt shop and distribute the flyers to let her know.

Sabina Lindley, FSQ treasurer, announced that we can once again mail items to her address, 408 Laurel Ave, Laurel, MD 20707

Fat Quarter drawing winners were Carmen Sesvold, Barb Morten, Veronica Smith, Kathy Brown, and Ellen Robinson.

The meeting adjourned at 9:10 PM.

Michele Barnard organized the FSQ Holiday Celebration. Please thank her generous contribution of her time for all her hard work. We would also like to thank those who assist her in this endeavor. It was a great party.

Respectfully Submitted, Carmen Contreras-Sesvold



Service Projects Update

Anne Weaver and Nancy Brennan

Many FSQ members know that our guild has a very active community outreach effort involving quilts, premie quilts and pillowcases. The question we get often is, “So, who gets these quilts?” This month we’d like to showcase one such group, **Healthy Families Montgomery**.

[Healthy Families Montgomery \(HFM\)](#) is one of the programs that come under the umbrella of the Gaithersburg-based Family Services, Inc. HFM provides a variety of home-based parent support services for first time parents in Montgomery County. It is a voluntary service for families who have been screened for multiple stressors such as mental health or substance abuse concerns, or the experience of abuse or neglect as a child, among other factors. Home-based services begin before the baby is born and continue for at least six months to three years, depending on the severity of the need.

Our baby quilts are given to each family in the program as part of the coaching to promote positive parent-child interaction. In addition, coaches provide information on child development, developmental screening, and access to various community services. Services can be provided in both English and Spanish.

Please join us, if you can, for our January Service Projects workshops, which will be held on Thursday, January 10, and Tuesday, January 15. We meet from 9:30 am until about noon at Fairhaven United Methodist Church, 12801 Darnestown Road (Route 28), about ½ mile west of Quince Orchard High School. If you have questions, please contact Anne Weaver or Nancy Brennan.



Quilt Show Update

Connie Ross and Theresa Peterson

Quilt Show 2019 "Oh My Stars!"

Set-up: Thursday April 25, 2019

Show Dates: April 26,27,28, 2019

The next meeting is January 15, 2019 at 7:00 PM at the usual Asbury meeting room. If we have nasty weather I will publish the call in number for a conference call instead.

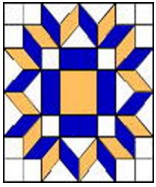
The Raffle Quilt "Oh My Stars!" is circulating and Gerda Sherwood is scheduling showings for the new year. Keep your eyes peeled for "Sign-Up Genius" dates coming soon. Thanks in advance for supporting this important effort and for selling your tickets. Please take more if you are able!!

The Quilt Show Flyers are printed and in circulation. Please see Rosie Hormuth to get flyers to distribute.

The Quilt Show pins are in hand and they are FABULOUS!!!! I will bring the supply to Susan Spencer at the December Guild meeting to add to her stash. Please buy one for yourself and for all of your quilting friends to share. It is a great way to remind your quilting buddies of you and your guild. The pins are \$5.00 each, as usual!

Raffle Basket Donations are being collected by Karen Slayton in the "pink" container at the FSQ meetings. Please donate new or "like new" quilting related items. Fat quarters are welcome, please wash, press and fold. Medium size baskets are needed as well. Also, please let Karen know if your small group wants to donate a completed specialty basket, such as Movie Night, Pets, Holidays, Wine lovers or Cooking, etc.

We look forward to seeing all of the beautiful quilts you are working on for the show. And don't forget the AQS, Bloomin' and Service Challenges (see website for details).



Programs

JoAnne DuChez and Meg Tison

I hope you all have had a wonderful holiday week and winter break. What a whirlwind of activities! I love Christmas, but it is always nice to have the quiet after all the preparation and excitement of the day. Now I'm ready to rest and sew and welcome in the new year!

January 7 is the first guild meeting of the year. I haven't heard anything about snow, so I hope you all come out to meet Morna McEver Golletz. Morna is the CEO and founder of the International Association of Professional Quilters and International Association of Creative Arts Professionals. The goal of these organizations is to empower creative arts professionals to develop businesses from their passion. Over the years thousands of quilters and other creative artists worldwide have built successful businesses based on this support.

Morna will present *Open House! A Peek Inside Quilters Studio*. Morna will take us on a trip to several well-known and everyday quilters' studios. She'll provide tips for storage and organization from the pros.

The Guild will host a dinner for the lecturer on Monday evening at 5:30 before the meeting. The Guild dinners are held at DogFish Head Alehouse, 800 West Diamond Ave., Gaithersburg, MD, 20878, phone: 301-963-4847.

Below is a list of the upcoming FSQ 2017-18 Programs and Events

2019

February 4, 2019	Diane Henry
March 4, 2019	Lesley Riley
April 1, 2019	Cindy Grisdela
May 6, 2019	Round Robin, Margaret Natoff FSQ Organizer
June 3, 2019	Election; Annual Yard Sale



Membership

Judy Walsh

An updated member directory was sent out in December. If you did not receive it, please email me at mbrshp@friendshipstar.org.



January Birthdays

Rosemary	Hormuth	1
Colleen	Biasco	4
Holly	Trotter	7
Jan	Baweja	10
Linda	Gordon	11
Elizabeth	Brodsky	26



Emails 101

Judy Walsh

We use a monitored broadcast list for FSQ-related emails. This means that only those who are subscribed to the list will receive “blast” emails sent through our listserv. And if you get a new email address, you need to change your profile in the listserv.

To send an email to everyone on the FSQ listserv, address your email to fsq@lists201d.his.com.

If you think you think you may not be receiving some emails, check to see how your email preferences are set up.

Open your internet browser and enter the following URL address:

<https://lists201d.his.com/mailman/listinfo/fsq> and press the Enter key.

Scroll down the page until you see the “**FSQ Subscribers**” section, where you can view the list of subscribers, or change your subscription options.

To view and/or change your email options, or to start using a new email address, enter your subscriber email address and click on “Unsubscribe or edit options”.

On the member options page, enter your password and click on Log In.

Your subscription options are shown at the bottom of the next page. Review the options and select or update the choices according to your preferences. After you click on “Submit your options” you should see a message near the top of the page stating your options were successfully set.

Digest emails are generally sent once a day. So be aware that if you choose to receive a digest, you may not be informed of an urgent item - such as a special sale or an opening in the retreat - quickly enough to take advantage of it.

If you are changing to a new email address, you will receive a confirmation email at your new address that will require a response from you. If you do not reply to that email within 3 days, the change will not be made on the listserv. So be sure to also check the Spam folder at your new email address after making such a request.



Twinkling Stars is the Ultimate Guild Challenge

Jennifer Rossmere, Liz Lawrence and Mary Ann Bruce

There are only about two months left (**due at the March 4, 2019 FSQ meeting**) for you to complete your Twinkling Stars quilt for the American Quilters Society (AQS) 2019 Ultimate Guild Challenge. We hope you have an idea for your *Twinkling Stars* quilt and how to interpret or represent the definition of “twinkle” as part of your quilt. Merriam-Webster defines the word twinkle as an ‘intermittent radiance’, ‘a rapid flashing motion or to flutter rapidly’ along with ‘to shine with a sparkling light’. Another avenue to contemplate is the shape of stars which can be represented with points or even smooth and round - as the sun is a star!

The quilt is to have a width between 35” and 40” and a length between 55” and 65”.

We have received some questions as to embellishments, painting, lighting. The AQS instructions include: Quilts must be able to stack with other quilts and boxed or rolled without possible damage to quilt. Therefore, minimal embellishment (small beads or other items) must be sewn down. Due to mailing and packaging, embellishments should be minimal in relief. Thread painting is acceptable. Quilts with electrical components or special lighting cannot be utilized due to fire safety. Also, quilts must be a single unit and may not be framed with wood, metal, etc. No rods may be sewn into a quilt.

When completing your FSQ registration form for submitting your quilt, please include a brief story about your quilt and how you interpreted the theme of “Twinkling Stars” (how you interpreted or represented the definition of “twinkle”).

The finished quilts will be due at the March 4, 2019 FSQ meeting. We are hoping we will have at least 8 quilts so we can submit them to AQS.

The pertinent information is on the FSQ website (<http://friendshipstar.org/aqs-2019-ultimate-guild-challenge/>). Please e-mail any of us with any questions - Liz Lawrence 20633@comcomast.net; Jennifer Rossmere jayrossmere@gmail.com; Mary Ann Bruce MaryAnnWB@verizon.net

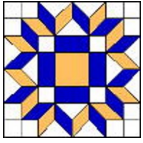


2019 Retreat

Joy Dorman and Pat Vasaio

It is almost time for our annual January Retreat at Bon Secour in Marriotsville, MD. Have you been thinking about what projects to bring? Between family and friends, I have 5 baby quilts to make by February---four boys and one girl. I have a good start on them, but I suspect I will be working on at least one at the retreat. One of the best parts of the retreat is to see what everyone else is doing. Lots of different patterns, a few working on the latest Bonnie Hunter mystery, bright colors, soft pastels and reproductions are just a sample of what our members will be making.

We will be sending further details about the retreat to those who have registered in early January. There is still time to put your name on the waiting list. We frequently have last minute cancellations, so if your schedule is flexible and your name is on the waiting list, you could receive a call on the first morning of the retreat that there is an opening.



Missing your Quilted Name Badge?

Lorie Costen

The best part of FSQ is the friendships we make with each other, isn't it? But with more than 110 members, how do we remember each other from month to month, especially when all members can't make it to all meetings? We wear our name and creativity around our neck in the form of a quilted name badge.

And yes, at every meeting there is a **prize drawing** for members who are wearing a name badge! Don't have a name badge because the dog ate it or you're a relatively new member and you never got the starter kit?! Ohhhh! Did you **LOSE** it?!!

Good news! Don't worry! Our member, Carmen Contreras-Sesvold, has put together a pattern for you to embroider your own or, for a small fee, she will embroider one for you!!! The good thing here is you get to create the quilting around the FSQ symbol yourself. The patterns are on the membership page or, if you find it easier, dash off an [email message to Carmen](#)! So! Tired of your current badge? Lost it? Never had one? Create your own or contact Carmen. Let's get to know each other by name!



Keep current with Facebook!

Suma Glassman and Ellen Robinson

Did you know that FSQ has a Facebook page? If you are on FB, why not like our page: <https://www.facebook.com/FriendshipStarQuilters/> And if you aren't on Facebook, the page is "public" so you can still view it just by going to the link. We will be posting meeting reminders and other items deemed of interest to you. If there is something you think might be good information to others, quilt related of course, contact us, the page administrators, and we will get it posted.



Library News

Rosie Hormuth and Liz Lawrence

We hope all FSQ members are taking advantage of the broad selection of quilt-related books stored in the library. Not only will you find dozens of pattern ideas but also topics from appliqué and embellishment to history and art. In addition there are a few videos and ruler books available as well. Stop by the table on your way into the next meeting and browse. Let us know if you have a suggestion to add to the stock. Rosie Hormuth and Liz Lawrence



Elected Officers		
President	Barbara Kilby	prez@friendshipstar.org
Vice-President	Carole Weikert	VP@friendshipstar.org
Treasurer	Sabina Lindley	Treas@friendshipstar.org
Secretary	Carmen Contreras-Sesvold	Secy@friendshipstar.org

Committee Chairs			
Fabric of the Month	Liz Plantz and Harriet Sheinson	Raffle Quilt Marketing	Gerda Sherwood
Facebook	Suma Glassman and Ellen Robinson	Raffle Quilt Ticket Sales	Karen Moss
Field Trips	open	Retreats 2019	Pat Vasasio and Joy Dorman
Holiday Party	Michele Barnard	Round Robin 2019	Margaret Natof
Library	Rosie Hormuth and Liz Lawrence	Service Projects	Anne Weaver and Nancy Brennan
Membership	Judy Walsh	Small Groups Coordinator	Nicki Lynch
Newsletter	Liz Brodsky	Summer 2018 Challenge	Meg Tison, DeVeda Powell, JoAnne DuChez
Pins	Susan Spencer	Sunshine and Shadows	Open
Program	JoAnne DuChez and Cathy Miller	Web Master	Lorie Coston
Publicity	Lorie Coston	Yard Sale	Open
Quilt Show 2019	Connie Ross and Teresa Peterson		