

Friendship Star Quilters

February 2020

Website: www.friendshipstar.org
 P.O. Box 8051, Gaithersburg, MD 20898

The Quiltline

February 1, 2020: Quilts of Valor National Sew Day

9:00 am – 2:00 pm – Drop-ins welcome!,
 Hands-on Quilting Workshop, Raffles, Refreshments &
 Demonstrations,

Mother Seton Parish Center
 19951 Father Hurley Blvd.
 Germantown, MD 20874

Feb. 27 – Mar. 1, 2020 – Mid-Atlantic Quilt Festival

Thu. – Sat. 10 am – 6 pm; Sun. 10 am – 4 pm

Hampton Roads Convention Center
 1610 Coliseum Dr
 Hampton, VA 23666

Our raffle quilt “After Midnight...” will be on display; please
 help sell tickets or white glove for at least 1 hour

March 25-28, 2020: AQS Quilt Week - Lancaster Downtown

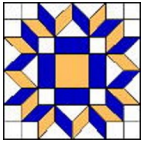
Wed. – Fri., 9 am – 5 pm, Sat. 9 am-4 pm

Lancaster County Convention Center
 25 S. Queen St
 Lancaster, PA 17603

Topic	Pg.
FSQ Calendar & Events	1
President’s Message	2
Guild Minutes	3-5
Service Projects	6
Programs	7
Membership and Birthdays	8
Yard Sale	9
Pinterest Guest Program	9
FSQ Block of the Month	10
Raffle Tickets	11
Facebook	11
Library	11
Officers and Committee Chairs	12

February – Fat quarters of low-volume/light background fabric

Meetings	Service Projects	Executive Board Meeting
<p>Next Meeting is February 3rd. Guild meetings are at 7:30 pm on the 1st Monday of the month at: Gaithersburg Church of the Nazarene 8921 Warfield Rd. Gaithersburg, MD</p> <p>Inclement Weather: If Montgomery County Public Schools (MCPS) evening activities are cancelled, the FSQ meeting will also be cancelled. Cancellations of MCPS activities are posted on https://www.montgomeryschoolsmd.org/</p>	<p>Service Projects Workshops are held from 9:30 AM to Noon at: Fairhaven United Methodist Church 12801 Darnestown Rd. Darnestown, MD</p> <p>Service Projects Workshop Dates: Thursday, February 13th Tuesday, February 25th</p>	<p>The next Board meeting will be held on Monday, February 10 at 7 pm at 400 Russell Avenue in Gaithersburg, MD</p> <p>If you have a topic to bring up to the board, please contact any of the officers to add your item to the agenda.</p>



President's Message

Judy Walsh

I had a great time at our January retreat, and got a lot accomplished as well. I finished 2 quilt tops and cut fabric pieces for a mystery quilt I've started. There was a lot of sharing, laughter, ribbing and encouragement going on throughout the weekend. It makes me very happy to have a hobby that I share with women who have now become good friends.

I like to send a big **"THANK YOU!"** to the 9 members who have already signed up to sell raffle tickets or to "white glove" at the **Mid-Atlantic Quilt Show from Feb. 27 – Mar. 1st**. However, there are still many hours not covered, so if you're planning to be at Hampton for the show, **please sign up for a shift**. You can use this link: <https://www.signupgenius.com/go/409084fa5ad2baafd0-midatlantic2> or use the SignUpGenius button on our home page.

Many thanks also to the 50 members who have been **working on blocks for our 2021 raffle quilt!** Several people even turned in their blocks at the January retreat. If you were not among them, please **bring your blocks to our February guild meeting** or to the January 30th Service Projects workshop if you are unable to be at the meeting.

Quilting tip of the month: Creating very thin sashing strips with no "wobbles"

I don't usually use thin sashing strips, but I know it's easy to end up with them a looking a little "wonky". I was recently planning to create ¼ inch sashing strips between some pineapple blocks, and remembered a tip I had read and used successfully in the past..

I pinned the sashing to the side of a block, sewed my best ¼ inch seam and pressed away from the sashing (though you could press either way). Then I adjusted my needle so it was a quarter inch from the left side of my presser foot.

After pinning the second block to the sashing, I made sure to sew with the bottom of the previous block on top so I could see the sashing seam I had already sewn.

As I sewed the sashing to the next block, I ran the left edge of my presser foot *next to* the sashing seam on the previous block, resulting in a nice straight seam and perfectly straight sashing.

Happy quilting!

Judy



January Guild Minutes

Carmen Contreras-Sesvold

President Judy Walsh called the meeting to order at 7:30.

A change was requested for the Dec 2019 monthly minutes. The request was to change the month from May to April for the due date of the Quilts of Honor.

The amendment passed and the Dec. minutes were approved as amended.

The amended sentence now reads as:

“Karen Slayton reiterated that 20 of these quilts are to be twin size or *approximately* 64 x 88 inches and are due at the **April** 2020 FSQ monthly meeting”.

Announcements:

2021 Raffle Quilt - Judy reported that kits are available to be sewn and are to be returned completed or not by the February monthly meeting. Further the envelopes are to be reused for next year, thus please do not seal them. Judy is the POC for any questions regarding the kits.

The **Hampton Quilt show** is this year from Feb. 27th to March 1st.

We need several volunteers to work the 64 hours. POCs are Gerda Sherwood and Carol Carrier. A Sign-up Genius page will be made available.

Judy asked who had the cache of white gloves. Karen Moss and Coralyn Colladay said they would look in the Quilt Show boxes they had.

Jane Phillips reported that our charity, **Comfort Cases**, has undergone some administrative changes and is in need of supply organization. She requested help from the guild to organize these supplies this week. Please contact her at janevphillips@gmail.com for more information.

Service Projects - Nance Brennan

Nance told us there were premie, quilt top, and pillow kits available.

Pillowcases need to be washed and returned in their original sealed plastic bag.

Membership – Peggy Weidman identified our visitors and we all welcomed them.



January Guild Minutes—continued

Carmen Contreras-Sesvold

Programs - Cathy Miller

Cathy reminded us that there was a signup genius for attending the speaker dinners. She only needs to know if your answer is **yes** that you will be attending to provide a head count for the restaurant. The restaurant has provided a larger space on the ground floor for our dinners.

She is also looking for suggestions for speakers for next year. Please contact her if you have any ideas at cat9mil13@comcast.net.

She made us aware Australian wild fires which have killed wildlife and left baby animals vulnerable. Efforts are being made to protect and save these babies. She will also share a link via email.

Cathy Miller introduced our **speaker** Ginny Brown, Owner of Brown Rabbit Quilts of Gaithersburg, MD and a Deb Tucker Studio 180 Design Certified Instructor.

Fat Quarter Drawing – Liz Plantz and Harriet Sheinson- Winners were Judy Newton, Heidi Oestreicher, Mary Lou Dungan, Liz Plantz, & Liz Lawrence.

Door Prizes – Linda Duzick, Kathy Brown, & Brenda Knopp

It was announced that the next **Executive Board meeting** will be held on Feb. 10th at 7:00 PM at Asbury Methodist Village, 400 Russell Ave., Gaithersburg, MD 20877. All FSQ members are welcome to attend.

Our meeting was adjourned at 8:52 P.M.

Respectfully Submitted,

Carmen Sesvold, FSQ Secretary



December Guild Minutes

Carmen Contreras-Sesvold

President Judy Walsh called the meeting to order at 7:30. We had 1 visitor.

Minutes No changes to the minutes were proposed and thus they were approved by the membership.

Treasury report

Joy Dorman reported that Bobbie Draves was moving to another state and so Bobbie will step down as Co-Treasurer. Thus, check requests and deposit summaries can be handed to Joy or mailed to her home address. In addition, please send an email letting Joy know to be on the lookout for items in the mail. She will email back when check requests or deposits are received.

Announcements:

2020 Raffle Quilt Marketing Schedule - Judy reported details of the current schedule.

She thanked Suma Glassman & Anne Flaggs for taking "After Midnight..." to Clustered Spires

Gerda Sherwood implored us to get the Quilt out and sell tickets.

2021 Raffle Quilt - Judy also reported that **kits** will be distributed at the January meeting. Each kit will contain 1 of 2 Blocks and finished blocks are due at the February meeting.

It was announced that former FSQ president, **JoAnna Kruse**, passed away recently. Her family would appreciate your thoughts and prayers.

Service projects - Anne Weaver reminded us that the next service project meetings are December 5th and 17th. "She also told us that when **pillowcase kits** are completed they should be washed and ironed and returned in their original sealed plastic bag."

Quilts of Honor Challenge – Karen Slayton reiterated that 20 of these quilts are to be twin size or *approximately* 64 x 88 inches and are due at the May 2020 FSQ meeting. These patriotic quilts for the 459th Aeromedical Squadron should be red, white, & blue. They may also have gold or silver accents. Please include a label and sleeve on the back.

Programs - Cathy Miller announced the January speaker will be **Ginny Brown**, Owner of Brown Rabbit Quilts of Gaithersburg, MD and Deb Tucker Studio 180 Design Certified Instructor. Cathy also indicated there would be a ***SignUp Genius*** created to help determine how many people will attend the speaker dinner.

Fat Quarter Drawing – Liz Plantz and Harriet Sheinson- Winners were Judy Walsh, Judy Newton, and Linda Duzick.

It was announced that the next **Executive Board meeting** will be held on Dec. 9th at 7:00 PM at Asbury Methodist Village, 400 Russell Ave., Gaithersburg, MD 20877. All FSQ members are welcome to attend.

Our meeting was adjourned at 7:45 P.M.

I and others would like to thank Michele Barnard for organizing our Holiday Party.

Respectfully Submitted,

Carmen Sesvold, FSQ Secretary



Service Projects Update

Anne Weaver and Nancy Brennan

June 2019 through January 2020 was very productive for FSQ's Service Projects committee. To date, we have made and donated:

405 quilts (from baby to lap size)

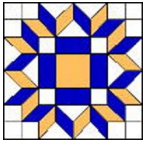
271 preemie quilts

72 preemie hats

97 pillowcases

Of course this would not be possible without the incredible efforts of the many, many guild members who attend our monthly workshops, make quilts at home, donate batting and fabric, and support our outreach through your annual dues. Thank you so very much for your continued support!

The February Service Projects workshops will be held on Thursday, February 13 and Tuesday, February 25. We meet from 9:30 am until about noon at Fairhaven united Methodist Church, 12801 Darnestown Road, about ½ mile west of Quince Orchard High School. Should you have questions please contact Nancy Brennan or Anne Weaver.



Programs

Cathy Miller

Our speaker this month is Mary Koval who is a leading expert in the field of American Quilts and Antique fabric. She has been instrumental in the formation of private collections and handles hundreds of exceptional quilts.

Mary and her husband, Joe have lived in Pennsylvania for the past 40 years where she has studied American antique quilts and antique fabric. Her early exposure to a broad range of American antique quilts nurtured her inherent ability to analyze antique quilts from the standpoint of originality and form. Mary's years of handling 18th and 19th-century fabric expanded her expertise in the field of American quilts.

Mary exhibits in major antiques and quilt shows, assembles quilt exhibits for museums and other venues all over the world and is a leading source for the best in American Quilt and Antique Fabric.

Mary's many accomplishments include publishing several books and contributing articles to Country Home, Quilter's Newsletter, [Quiltmania](#), Quilter's World, Quilts, Love of Quilting and other major magazines.

As a fabric designer, Mary has designed antique reproduction fabric for Timeless Treasures, Free Spirit, Blank Quilting. She presently designs for Windham Fabrics.

Please consider joining us for dinner at Dogfish Head Alehouse to meet Mary. Use signup genius to RSVP <https://www.signupgenius.com/go/409084fa5ad2baafd0-dinner1>

Below is a list of upcoming FSQ 2019-2020 Programs and Events

March 2, 2020	Phyllis Reeves	Scrap Sensible: Organizing scraps
April 6, 2020	Erin Underwood	Blue Hen Quilt Shop Trunk show
May 4, 2020	Barbara Cline	Designing inside different block layouts



Membership

Peggy Weidman

At the January meeting, 72 members were in attendance and there were 3 visitors. An updated membership directory was sent out after the meeting. A couple of formatting errors in the directory have been reported. If anyone wishes to have a copy of the corrected directory, please email me and I will send you one.

Please join me in wishing our fellow quilters a Happy Birthday in February:

Liz Troutman	Feb 2
Marilyn Moses	Feb 5
Dorothy Craig	Feb 6
Barbara Skelly	Feb 8
Ginger Peebles	Feb 10
Brenda Finch	Feb 15
Susan Sandler	Feb 19
Pam Lane	Feb 21





Yard Sale News

Jennifer Rossmere

THE COLLECTION FOR THE JUNE 2020 YARD SALE WILL BEGIN AT THE FEBRUARY 3rd MEETING.

There will be a bin in the atrium labeled “YARD SALE” for donated items. Please comb through your sewing rooms to find fabric and quilting-related items for donation (UFOs, patterns, tools, books, etc.). These items are just taking up space that could be used for new quilting goodies! Let someone else love your orphaned fabrics and unused tools to create their own masterpiece. **Our success depends on your generosity.** As always, proceeds go to support the Guild’s programs and service projects.



Pinterest Guest Program

Lorie Coston

The guild has a Pinterest account as you know. You can find it by searching in Pinterest for Friendship Star Quilters and look for Gaithersburg, MD. The quickest way to get there is to launch the Pinterest icon found on the side or in the footnote of any page on our website. The site has about 1,300 monthly viewers and more than 1,800 pins! Those pins are on now on 58 boards. There will likely be something that captures your interest.

Starting in October, our FSQ location on Pinterest has been “curated” by a different FSQ member each month. I’m so excited that SherriJoyce King agreed to be the hostess for December and January. We see a bit of SherriJoyce’s quilting personality and tastes in her pins. Thank you, SherriJoyce.

If you are willing to be curator for a month, let me know. It can be a lot of fun.

If you haven’t already, “Follow” the Friendship_Star_Quilters account on Pinterest! The quickest way to get there is to launch Pinterest from the icon found on the side or in the footnotes of any page on our website.

Lorie



2020 FSQ Block of the Month/Quilt Along

Lorie Coston

What is a Block of the Month /Quilt Along?

Each month participants sew one block along with their fellow guild members. Blocks can be brought to guild meetings and shared or participants can wait and bring a quilt top or wait until the BOM/QAL concludes and bring a finished quilt! There are really no rules as this is meant to be fun and a stash buster and possibly a skill builder.

Our **free** pattern is by Andrea Smith of Happy Cloud Creations entitled “Snowy Day Quilt Sampler”. Click the link to see the quilt in color, the required yardage and detailed instructions. This is not a Mystery BOM/QAL so go ahead and look it over, kick the tires and test the seats! Think ahead to the next quilt show and consider making this one of your entries.

[Free Pattern and Directions](#)

Below is the schedule:


February 2020	Choose and Cut Fabric
March	Block 1
April	Block 2
May	Block 3
June	Block 4
July	Block 5
August	Block 6
September	Block 7
October	Block 8
November	Block 9
December	
January 2021	Assemble Quilt
February	Bring to Guild Meeting Show & Tell

Yes! Blocks brought to guild meetings will likely show up on the guild Instagram account! Or post your own pics. The specific hashtags to follow are:

#fsqQAL2020 #fsqBOM2020 #fsqStashBuster #fsqQuiltShowEntry2021
#snowydayquiltsampler #makemodern

If your small group wants to challenge its members, competition might be extra fun! Each month there will likely be a short encouraging note and this schedule in the newsletter but that’s it!

This is meant to be a fun stash buster so have a good time with it. Cut loose and sew!



Raffle Quilt Tickets

Suma Glassman

We are in the midst of our ticket selling and I encourage everyone who has not picked up packets to do so at the next meeting. I also want to remind those that have taken packets to return them. If you need more tickets, I usually have them at the meetings. You can let me know before-hand and I will have the extras.

For new members, what am I talking about? Annually we raffle off a guild made quilt to support our activities. The speakers you enjoy, and Service Projects, are among them. Also, a portion of the proceeds from the ticket sales goes to a charity that the membership selects each year. This year, the charity is Comfort Cases, which supports foster kids. Members are all asked to sell a minimum of 30 tickets each to help. At 6 tickets for \$5 that would be \$25. You can sell them individually also for \$1 for 1 ticket.

This is a major fundraising effort for us, and I encourage you to participate. Buy them yourself and ask friends and relatives to take a chance. As an incentive, the top three ticket sellers will receive a prize. By writing your name on the back of all the tickets you turn in, you also stand a chance to win another prize if a ticket you sold is selected as the winner.



Library News

Rosie Hormuth and Liz Lawrence

Books may be borrowed. Still time before the holidays to get projects started with a little help from our excellent FSQ library resources.



Keep current with Facebook!

Suma Glassman and Ellen Robinson

Did you know that FSQ has a Facebook page? If you are on FB, why not like our page: <https://www.facebook.com/FriendshipStarQuilters/> And if you aren't on Facebook, the page is "public" so you can still view it just by going to the link. We will be posting meeting reminders and other items deemed of interest to you. If there is something you think might be good information to others, quilt related of course, contact us, the page administrators, and we will get it posted.



Elected Officers		
President	Judy Walsh	president@friendshipstar.org
Vice-President	Teresa Peterson	VP@friendshipstar.org
Treasurer	Joy Dorman	treasurer@friendshipstar.org
Secretary	Carmen Contreras-Sesvold	secretary@friendshipstar.org

Committee Chairs			
Fabric of the Month	Liz Plantz and Harriet Sheinson	Raffle Quilt Marketing	Gerda Sherwood
Facebook	Suma Glassman and Ellen Robinson	Raffle Quilt Ticket Sales	Suma Glassman
Field Trips	open	Retreats	Joy Dorman and Nancy Brennan
Holiday Party	Michele Barnard	Service Projects	Anne Weaver and Nancy Brennan
Library	Rosie Hormuth and Liz Lawrence	Small Groups Coordinator	Nicki Lynch
Membership	Peggy Weidman	Summer Challenge	Meg Tison, DeVeda Powell, JoAnne DuChez
Newsletter	Liz Brodsky	Sunshine and Shadows	Ellen Robinson
Pins	Susan Spencer	Web Master	Lorie Coston
Program	Cathy Miller	Yard Sale	Jennifer Rossmere
Publicity	Lorie Coston		