


Friendship Star Quilters August 2020

P.O. Box 8051, Gaithersburg, MD 20898
Website: www.friendshipstar.org

The Quiltline

Table of Contents	Pg
FSQ Calendar & Events	1
President's Message	2
Introduction to Zoom	3
Programs	5
Service Projects	6
FSQ at the Library	7
Raffle Ticket Sales	7
Library News	8
Fabric Raffles	8
BOM Quilt Along	9
FSQ Web Site	10
Facebook	11
Pinterest	11
Instagram	12
Membership & Birthdays	13
A Slice of History	14
Officers and Committee Chairs	15

 The next guild meeting will be held via Zoom on **August 3rd**. Sign in at 7:00 p.m. to chat, or by 7:25 p.m. to join the meeting.



Since the June meeting was cancelled there are no meeting minutes to share.

Monthly Fabric Raffle – No drawing in August - see page 8

Meetings	Service Projects	Executive Board Meetings
<p>Guild meetings are usually held at 7:30 pm on the 1st Monday of the month at</p> <p>Gaithersburg Church of the Nazarene 8021 Warfield Rd Gaithersburg MD</p> <p>Meetings in August, September and October will be held via Zoom.</p>	<p>Service Projects Workshops are usually held from 9:30 am - Noon at</p> <p>Fairhaven United Methodist Church 12801 Darnestown Rd Darnestown, MD</p> <p>No workshops will be held in August, but you can pick up kits or drop off projects from 9:30 – 11:30 on July 30, Aug. 13 or Aug 27. An appointment is necessary. See page 6 for more information.</p>	<p>The next board meeting will be held via Zoom on Monday August 10th at 7:00 pm.</p> <p>If you have a topic to bring up to the board, please contact any of the officers to add your item to the agenda.</p>



President's Message

Michele Barnard

“We stitch together quilts of meaning to keep us warm and safe, with whatever patches of beauty and utility we have on hand.” — **Anne Lamott**

It feels like many of us have been stitching together quilts of meaning the last few months. Where has this forced contemplation led you? Have you been able to find patches of beauty in the pandemic?

I have been grateful for the extra time at home. I've gained an hour most work days from not commuting – although you'd never be able to tell that from the condition of my house! I've been able to feed my elderly cat special treats throughout the day and spend more time with him as his days on earth draw closer to the end. I've been able to help my creative youngest kid with a number of crazy art and music projects. I've spent time on Facebook Live with my daughter in California. I'm spending the first half-hour of my day weeding in the yard.

And I've been quilting. It's a critical part of my stress management strategy; even if I sew just five minutes a day, I can feel my stress levels dropping and think that I can manage another day of the virus. I've finished a quilt top for Service Projects (the monochromatic challenge that was derailed last summer), made enough crumb blocks for a rainbow quilt, and procrastinated on the challenge blocks for my mini-group.

Since we can't meet in person, we're dipping our toes into virtual meeting this month via Zoom. Hopefully you've all sent lots of photos of beautiful work to Judy Walsh for our online show-and-tell.

If you're not familiar with Zoom, try it out with someone before the meeting, so you can be familiar with how it works. You can do this with a laptop, desktop, even an iPad or cell phone. Whatever device you use, it must have sound and video capabilities. Virtually all iPads, laptops, and phones have that built in. Your desktop should have some type of sound system, but may not have a built in camera, which would require you to purchase an inexpensive web cam. Don't rush out and try to buy one yet. You can still participate by simply watching and listening (just like a YouTube video), we just won't be able to see YOU.

So for now here is a link to some ZOOM tutorials to get you up and running:

<https://zoom.us/docs/en-us/covid19.html>

There is no cost to you, and you do not have to buy a subscription to anything. You will simply click on the link provided at the appropriate time AND enter the Password and you're in. (ZOOM instructions were shamelessly pilfered from Montgomery County Woodturners - my husband is a member and they've successfully had Zoom meetings for the past couple of months.)

We don't know what the next few months will bring – but hopefully it will include more quilting time. I look forward to seeing you at our show and tell!

Yours in quilting,

Michele Barnard



Introduction to Zoom

Peggy Weidman

What is Zoom?

Zoom is a web-based video conferencing tool that allows users with cell phones, tablets, laptops or other computers to meet online - with or without video.

Is Zoom Secure?

While there were some initial problems with security when Zoom first started, this has changed. The company implemented a host of security and privacy measures at the beginning of May and the current security risk to your device and privacy is now extremely low.

What device is best to use?

In general, a computer with a direct internet connection will give the best audio and video. If you use an electronic notebook or cell phone, use a Wi-Fi connection, not the cellular connection. The quality will depend on the strength of the Wi-Fi signal (the stronger the signal the better). Some older devices may not work as well because they can't stream the audio and video fast enough.

How can I join a Zoom meeting?

- Before the meeting, download the free Zoom app for your device by going to <https://zoom.us/download>. After you've done that, you can join a test meeting to see what it's like by going to <https://zoom.us/test>.
- **OR** you can click on the link in the Zoom meeting invitation, enter the password, and download the app for your device after the prompt. Once it's installed, click on "Allow" to open "zoom.us.app", and click on Use Audio so you'll be able to hear.
- The email you receive from the meeting host will have a link for joining the meeting, and a password. When it's time for the meeting, click on the link in the meeting email, open the "zoom.us.app" and click on use audio.

What do I need to do when I am in a meeting?

- Clicking the microphone icon will toggle your microphone on and off. It's wise to mute your microphone unless you will be speaking.
- When viewing a presentation, turn your video camera off so anything you do (like sipping a cocktail, blowing your nose, etc.) will not be a distraction to others.

The Quiltline – August 2020

- Clicking on the Chat icon opens a small window where you can type messages to all participants or to a select participant. The message shows up in the Chat window. This is a good way to let people know you have a question or are having a problem.
- **NOTE: All Chat messages are automatically saved on the host's computer** (but not in the cloud) at the end of a meeting. So if you're concerned about privacy, be careful what you say using Chat.

What if I need to leave the meeting?

If you need to leave the meeting before it ends, click on the red "leave" button at the bottom right of the screen. Otherwise, when the meeting is over, the host will close the meeting and you will be disconnected.

What if I still have questions?

- Sign up to attend one of the two (2) FSQ Zoom practice sessions that take place on Thursday 7/30 (7:00-8:00 pm) or Saturday 8/01 (1:00-2:00 pm).

<https://www.signupgenius.com/go/409084fa5ad2baafd0-practice>

If you aren't able to attend either of those sessions, contact Joy Dorman or Peggy Weidman to schedule a different time.

- Read a more detailed version of this article here: [Introduction to Zoom](#)



Programs

Cathy Miller

Programs are moving to Zoom for the foreseeable future. We will be forwarding SignUp Genius notices for attendance. We will also be offering practice/learning sessions for members who may need technical help starting Zoom. We are planning to open the Zoom meeting rooms at 7 pm to allow time for everyone to sign on and perhaps chat a little prior to the meeting. The business meeting will start at 7:30 and the speaker will start immediately after.

Please note: The notice you receive to attend a Zoom meeting with a speaker **MUST NOT** be shared with anyone. Our speakers are being hired for our guild members and the number of participants is limited. If the information is shared, then others will take spots from our members. Also, absolutely no screenshots or recordings of the presentations are allowed.

Joyce Hughes will be our speaker on Sept 14th. <https://joycehughesoriginals.com>

Joyce is an Award Winning self-taught quilter, fiber artist and author. Within several months of making her first quilt, she began to design pictorial landscape quilts using raw edge applique, thread painting, and a variety of embellishments. Never knowing the “rules” she broke a lot of them, but with exciting results!

Amazingly, her first art quilt, “Mother’s Day”, was entered into a National Show and won a Blue Ribbon. This has led to numerous awards, recognition and opportunities in the quilting world.

Joyce’s lecture is entitled “My Journey into Quilting - Creating Art Quilts with Panels” – working with Fabric Panels to create dimension and texture with threads and embellishments. Creating a style of your own!

Carole Lyles Shaw will be our speaker on Oct. 5th. <http://CaroleLylesShaw.com>

Carole is a modern quilt designer, author and workshop teacher who has been an active member of the quilt and fiber art community for over twenty years. Carole’s passion and focus is on designing quilts for the modern quilt movement. She lectures about modern quilting and teaches modern workshops for beginning and experienced quilters from all backgrounds and styles.

Carole’s lecture is “What Is a Modern Quilt - the Myths and the Magic!” This lecture and trunk show introduces quilters of all backgrounds to the modern quilt movement. Are you intimidated by modern quilts or just confused or curious about this emerging trend in quilting? Carole dispels some of the myths and misunderstandings so you can understand and appreciate this new style of creative quilt expression! There will be lots of time for questions and answers. In addition to the lecture (slides), she also shows some of her quilts ‘in person’ on her design wall and table.



Service Projects

Anne Weaver and Nancy Brennan

Would you like to pick up a ready-to-go kit for Service Projects? Do you have finished projects you'd like to drop off? Do you need fabric for borders, backing or binding? We have 3 more dates when you can do just that!

How?

- Sign up for a 20 minute slot on July 30, August 13 or August 27. Even if you are just dropping items off, please sign up so we know to expect you.
The link to signup is <https://www.signupgenius.com/go/4090848adad2ba0f85-service>
- Please wear a mask.
- Kits will be displayed on tables and you can help yourself to some to take home.
- If you are matching borders, backing or binding, bring your project in a zip lock bag we will find you some great fabric.

Our first pick-up and drop-off session ran very smoothly and we're looking forward to the next one. At some point, we hope to return to workshops in some format, but for now this is a great way to stock up on your Service Projects supplies and make something that brings warmth and comfort to others. We look forward to seeing you.

Questions about these sessions? Contact Nancy Brennan or Anne Weaver



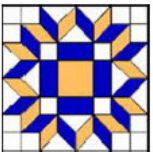
FSQ at the Library

Lorie Coston

We had one more opportunity to display our quilts and quilt-related children's story books in a Montgomery County Public Library. On Monday, March 2 I filled the double case at the Quince Orchard Branch with quilts, books, business cards, and our banner. The Librarians are wonderful at this branch and look forward to our display.

Then Covid-19 happened and from mid-March until the end of June our quilts were on display! (You can see pictures of the display on the guild's Instagram account.) I received an email thanking us for participating but asking when could I get our pieces and take them home. I made arrangements, assembled their required PPE and went in. While there, several librarians assured me (while standing at a safe yet social distance) that there is always considerable interest in our display with questions and comments from library patrons. Also, each librarian pointed out her favorite quilt!

So now the lovely quilts on loan from 'Service Projects' are in a blue Ikea bag in my guest room waiting 'til things get better and new homes can be found for them.



Raffle Ticket Sales

Suma Glassman

Don't forget that the date of the drawing for the raffle quilt has been moved to the **Monday September 14th** guild meeting. I would like to urge you to return your sold tickets to me. And don't forget to put your name on the back of the stub.

I know it is a challenge right now to sell tickets, but you can ask friends and neighbors. You can easily send out an email to your own contacts, tell them about the raffle, and ask them to send their check (made out to FSQ) to you at home.

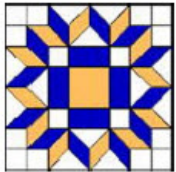
You fill in the stubs for them, put your name on the back, and send it all on to me.



Library News

Rosie Hormuth and Liz Lawrence

Ladies, sorry to say the FSQ Library remains closed for the foreseeable future. If you have borrowed books in your possession, please continue to enjoy them and return them when we reopen.



Fabric Raffles

Liz Plantz and Harriet Sheinson

We are so sorry that we have not been able to get together these last few months. We miss you and your lovely fat quarters very much. In the hope that we may be able to meet in person as early as November 2020 and assuming that you haven't used up all your extra fabric making masks, we are proposing a new list for 2020-2021.

August – October - Virtual meetings, no drawings.

November - Fat quarters of Seasonal Fall Colors

December – Fat quarters of geometric prints: circles, squares, dots, stripes, etc. (plaids too)

January – Batik fat quarters in shades of blue, turquoise, aqua, etc.

February – Fat quarters of conversation/novelty prints of any kind

March – Fat quarters in any shade of green

April – Fat quarters of retro, historical or reproduction fabrics. (Civil War, 1930s, William Morris, etc.)

May – Fat quarters of “Ugly” fabric – one person’s trash is another’s treasure

June – Fat quarters of Patriotic or Red, White and/or Blue

Note: You may contribute as many fat quarters as you wish, but you can only win once per meeting.

Please contact us at fabric@friendshipstar.org if you have any questions.

Liz and Harriet#



BOM Quilt Along

Lorie Coston

The outside temperature measured 95 degrees F. at my house today! I have to chuckle that our Quilt Along pattern is called Snowy Day Sampler. The pattern is free and you can get it from our website. But here we are in July stitching Block 5.

This is a sampler quilt with very large blocks that finish quickly and are perfect for scrap busting. The plan was to have a finished quilt in time to be counted as a Quilt Show entry in a category of all Snowy Day Sampler quilts. So push along and keep sewing your blocks.

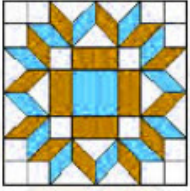
Below is the BOM QAL schedule as a reminder (or a nudge) to give it a try. The blocks are large enough that you can get a pillow form at JoAnn's and not have wasted your time if you end up just hating it. You can always gift a pillow out of your life. But you won't! You will love it and want to make all the blocks!

Here's the schedule:

February 2020	Choose and Cut Fabric
March	Block 1
April	Block 2
May	Block 3
June	Block 4
July	Block 5
August	Block 6
September	Block 7
October	Block 8
November	Block 9
December	
January 2021	Assemble Quilt
February	Bring to Guild Meeting

Post your own pictures to Instagram using these specific hashtags: #fsqQAL2020 #fsqBOM2020
#fsqStashBuster #fsqQuiltShowEntry2021 #snowydayquiltsampler #makemodern

And post your pictures to our guild's Pinterest board "Quarantined but Still Creating!" while you're at it.



FSQ Web Site Update

Lorie Coston

“When will the website work on my iPad or my phone?” There is good news for all of us who would like to see the website on our phone or tablet.

FSQ has asked Holly Knott Designs to submit a proposal to update the software underlying our website that makes viewing it with different devices possible. Holly created our site in 2013 which is only seven years ago but believe it or not that is considered ancient by technology standards. Our site should not even be working! Our underlying software is several versions past its expiration date and I’m afraid to do too much updating for fear of crashing the site.

Yes, we are past our expiration date and changes are coming but Holly’s changes will not be visible. The site will look almost the same since few cosmetic changes will be made. Do look for a blog on the Home page. This is a common feature on websites of guilds of our size. Finally, some of the site’s pages will be updated due to the software change so will display in new ways which will be fun.

As always, look for *The Quiltline* link and the Programs & Speakers 2020-2021 link right from the Home page. If you are wondering where to find another copy of the BOM QAL pattern, that’s on the Home page too. In the next two months or so, you’ll be able to use these links from your tablet or your phone!



Facebook

Suma Glassman and Ellen Robinson

Did you know that FSQ has a Facebook page? If you are on FB, why not like our page:

[https:// www.facebook.com/FriendshipStarQuilters/](https://www.facebook.com/FriendshipStarQuilters/) .

If you aren't on Facebook, the page is "public" so you can still view it just by going to the link above.

We will be posting meeting reminders and other items that might interest to you. If there is something you think might be interesting to others - quilting related of course - please contact us at

facebook@friendshipstar.org and we will get it posted.



Pinterest

Lorie Coston

Ellen Robinson has done a splendid job curating the guild's Pinterest account for three months despite work and family obligations. El created the board entitled "Quarantined but Still Creating!" to which we all were invited to join as members of FSQ. I hope you did join and that you added your pins! There are lovely pieces posted to this board deserving of admiration. If you haven't done so yet, please add your creations to this board. We are guessing how each other's projects are coming along, curious to see them finished, and wanting to be inspired. El has added a number of boards and pins and the account is better for her choices.

Lynn Stieber has just taken on the challenge of adding fresh content to our sunny spot on Pinterest also known as "Friendship_Star_Quilters". Lynn has already added a board featuring the work of famed New England quilter and appliqué artist Jo Diggs, a relative of Lynns! Google "Jo Diggs" and you'll find a slew of articles and YouTube entries. Lynn has added another board entitled "Landscape Quilts". Stop by there too! You'll be glad that you did since these pins are soothing and beautiful. Lynn is doing a great job and we are all better for it.

When we meet as a guild, all Curators will receive a pin in recognition of the time spent maintaining the guild's Pinterest site. The pin consists of a large pair of scissors (!), a charm with the letter "P" and four red stones, a charm with the year they were Curator, and a smaller pair of scissors for each month they were Curator. Please contact me if you would like to curate the guild's account. This is an on-going project and everyone is welcome to participate.



Instagram
Lorie Coston

Have you wondered what quilters in other countries sew? Wondered how they see their projects? What patterns they choose? Who they make for? I'm always wondering these things! And I'm curious and often delighted at the creativity displayed in vivid color on Instagram.

Don't have an IG (as the kids say) account yourself? That's OK! You probably have a Facebook account and that will work since Facebook owns Instagram. Login with your Facebook password and skip over to "@fsq_publicity" to see who we "follow".

You can see that the ladies from the **Glasgow** Modern Quilt Guild and **Edinburgh** MQG are Zooming with Veruschka Zarate of @PrideandJoyQuilting in Redlands California. They loved her 'journey thru quilting' talk and feel inspired! Not crazy about Scotland? @Doppan_ **Iceland** often posts pictures of her family both inside and outside their home. She has a preference for blue!

And there is Nadra of @EllisAndHiggs in **Germany** with her super sweet fabric and story paper pieced blocks all of which she designs. She's hosting a QAL right now. Not too late to join the fun. @Iryna.Khodak.Quilt is from Kharkov, **Ukraine** I think; but I'm not sure because she posts pictures from locations in North America and Europe too. Her blocks make me tired.

There's @Masakowakayama in **Japan** who has a subtle sense of humor and draws terrific cartoons. Masako creates beautiful Log Cabin blocks and Nantucket basket appliqués.

@**Born_to_quilt_France** I found that @JinnyBeyerStudio shares my interest and follows these lovely pieces of art. @Montseforcadell is owned by a lovely quilter in **Spain**! Guild contributor @LoriKennedyQuilts also follows this account. Who would have guessed?

There's Kristy Lea of @quietplay from **Australia** who has a penchant for rainbows and paper piecing and just released her first line of vibrant fabric through Riley Blake Designs.

@Goldoon_Patchwork is in **Tehran** of all places! She's a shop owner who does video tutorials. She had stuffed giraffes on her table today next to some sunflower-y blocks! @Chehel.Rang is a customer with a thing for Sunbonnet Sue! So many pictures of quilted Sue!

Have you wondered what quilters in other countries sew? Wondered how they see their projects? What patterns they choose? Who they make for? I'm also often delighted at the creativity on display in vivid color on Instagram @fsq_publicity.

**RENEWAL
REMINDER**

Membership
Brenda Knopp

Welcome back everyone!

My name is Brenda Knopp. I am the new Membership Chairperson.

We might not meet face-to-face for a couple more months due to this horrible virus, but it looks like we will be zooming! I look forward to “seeing” you then. Note that we are still planning to meet and that we do have speakers lined up for the coming months using Zoom.

We would love for you to continue joining us so please remember to renew if you have not yet done so! Any membership dues can be sent to me at 14418 Saturn Way, Boyds, MD 20841. Please let me know at that time if there are any changes to your information (new address, email...).

Thank you and Stay Safe!!

Brenda Knopp
Membership Chair



August Birthdays

[Aliceanne Ward - Aug 5](#)

[Jane Campos - Aug 8](#)

[Zulienne Wolfrey - Aug 9](#)

[Linda Duzick - Aug 14](#)

[Anne Weaver - Aug 21](#)

[Janet Chiancone - Aug 23](#)

[Cathy Cottom - Aug 23](#)

[Lizabeth Lawrence - Aug 24](#)

[Sheri Thompson - Aug 25](#)

A Slice of History



Illustration by Mary Taylor, *Maryland Suffrage News*, May 22, 1915, H. Furlong Baldwin Library, Maryland Historical Society.

Submitted by Liz Lawrence



Elected Officers		
President	Michele Barnard	president@friendshipstar.org
Vice President	Judy Hoffman	VP@friendshipstar.org
Co-Treasurers	Colleen Biasco & Joy Dorman	treasurer@friendshipstar.org
Secretary	Peggy Weidman	secretary@friendshipstar.org

Committee Chairs			
Fabric of the Month	Liz Plantz & Harriet Sheinson	Raffle Quilt Marketer	Volunteer needed
Facebook	Suma Glassman & Ellen Robinson	Raffle Quilt Ticket Sales	Volunteer needed
Holiday Party	Barbara Kilby	Retreats	Joy Dorman & Nancy Colladay
Library	Rosie Hormuth & Liz Lawrence	Service Projects	Anne Weaver & Nancy Brennan
Membership	Brenda Knopp	Small Groups Coordinator	Nicki Lynch
Newsletter	Judy Walsh	Summer Challenge	Meg Tison, DeVeda Powell & JoAnne DuChez
Pins	Susan Spencer	Sunshine & Shadows	Ellen Robinson
Programs	Cathy Miller	Web Master	Lorie Coston
Publicity	Lorie Coston	Yard Sale	Jennifer Rossmere