

Friendship Star Quilters November 2023

P.O. Box 8051, Gaithersburg, MD 20898
Website: www.friendshipstar.org

The Quiltline

Calendar of Events

Oct 29	2025 Raffle Quilt Packet Workshop #1 12 - 5 pm Contact Karen Kehl
Nov 4	Southern Comforters Quilt Showcase Christian Community Presbyterian Church 3120 Belair Drive, Bowie, MD 10 am – 2 pm
Nov 5	2025 Raffle Quilt Packet Workshop #2 10 am - 3 pm Contact Karen Kehl
Nov 6	FSQ Guild Meeting
Nov 16	FSQ Sip & Sew - 7:00 pm. Watch for the email from Peggy

Fabric Raffle: 12-½ “(unfinished) Nine Patch blocks. Bright blenders in the center and corners. Off-white in the other patches. **Bring 1 for raffle and 1 for Service Projects.**

Guild Meetings	Service Projects
<p>Guild meetings are usually held the 1st Monday of the month at</p> <p>Gaithersburg Church of the Nazarene 8021 Warfield Rd Gaithersburg MD</p> <p>Mingling and conversation start at 7:00 pm; business meeting & program at 7:30 pm.</p> <p>If public school evening activities are cancelled due to weather, FSQ meetings are cancelled. School cancellations are posted on montgomeryschoolsmd.org.</p>	<p>Workshops are held from 9:30 am to Noon at</p> <p>Fairhaven United Methodist Church 12801 Darnestown Rd Darnestown, MD</p> <p>Workshops this month: Thursday, Nov 2 Thursday, Nov 16</p>

Table of Contents	Pg
FSQ Calendar & Events	1
President’s Message	2
Guild Meeting Minutes	3
Programs	5
Service Projects Update	6
FSQ Pins for Sale	9
2024 Raffle Quilt	7
Quilter’s Rainbow	8
Small Groups	9
AQS Ultimate Guild Challenge	10
FSQ 2024 Retreat	11
Finance Committee	11
Facebook	12
Library News	12
Membership	13
Tips & Tricks	14
Readers’ Corner	14
FSQ Abroad	15
Officers & Committee Chairs	16

Executive Board Meeting

The next Executive Board Meeting is via Zoom on **Monday, December 11th at 7:00 pm.**

If you have a topic to bring up to the board, please contact any of the officers to add your item to the agenda, or to receive the Zoom link for the meeting.



President's Message

Anne Flaggs

Hello Quilters,

I hope you have been enjoying the nice weather this month. I am traveling outside of Maryland so my weather is a bit different than here. I did enjoy some sewing time early in the month and finally finished up some service project things that had been languishing in my house. If you also have some in your house, it is never too late to complete them and turn them in.

I hope you are able to attend our last in-person meeting this month before we switch to Zoom meetings for December, January and February. If you do come to the meeting make sure you:

- Pickup Raffle Quilt Tickets from Karen Moss and drop off any stubs and money you have already collected
- Get some projects from Service Projects for the upcoming months
- Pick up a packet or more for our 2025 Raffle Quilt, as Karen Kehl has been busy preparing the fabric and instructions for the blocks the past few months
- Visit the library, check out the Pin sale, signup for the retreat, offer to help Judy Hoffman with Quilt marketing and whatever else might be going on before the meeting

That's all from me, enjoy the fall and keep on quilting.

See you at the meeting,

Anne





October Guild Meeting Minutes

Michele Barnard

The meeting was called to order at 7:30 by President Anne Flagg. Guests were Sandy from Missouri, visiting with Rosie Hormuth, and Debbie from Key West. A new member was Jackie from Virginia.

Minutes were approved as presented.

Members were thanked for participating in the Triangle Quilt challenge.

Trish McTighe presented the **Treasurer's report**. Trish and DeVeda Powell are going through transitioning financials and other items as needed. The finance committee has met twice and is making good progress, including working on streamlining the treasurer's job, and will present a full report at the October 16 Board meeting.

Anne reminded everyone to **watch out for spam emails. A number of officers and committee chairs recently received emails purporting to be from Anne, but were clearly not.**

Committee Reports

Jennifer Rossmere announced there are still spaces left for the retreat. Contact Jennifer for more information or to sign up!

Joanne DuChez also thanked participants for quilts from the summer challenge.

Raffle Quilt Ticket Sales – Karen Moss has members' envelopes with tickets in the lobby; if you know someone who doesn't attend meetings at the church, contact Karen to take their tickets to them.

Raffle Quilt Marketing - Judy Hoffman is looking for a few people to help take the quilt out, as she has some things scheduled. Volunteers for going to Clustered Spires October 12 in Frederick were Suma Glassman and Lorie Coston. Members should check SignUpGenius for future dates.

2025 Raffle Quilt – Karen Kehl presented her design for a rainbow sampler. Karen has also prepared a pattern for the quilt, which the guild will also be able to sell for a period of time. To get ready, fabric has to be cut out this month to give out packets before we go to Zoom for the winter. Karen is looking for help from AccuQuilt cutter owners who have an 8-inch cube they could share or could cut them. Fabrics will be purchased and provided. Email is the best way to contact Karen:

Betterdonequilts@gmail.com.

Small Groups coordinator- Peggy Weidman will start sending reminders on the day of the Sip & Sew. The next one is October 19.

The Quiltline – November 2023

Program Presentation - Nicki Allen presented “Where I’ve Been, Where I’m At, and Where I’m Going.”

Summer Challenge winners were:

Third Place - Stacy Ross

Second place - Nancy Brennan

First place - Peggy Weidman

Fabric Raffle winners were Tomo Beckman, Charlene Danka, and Cathy Miller.

Door Prizes winners were Linda Belecki, Carole Weikert, Laura Markus, Karen Moss, and Elaine Villforth.

Michele Barnard (filling in for Harriet Sheinson)

[Meeting adjournment time not noted.]



Photo by [Chris Lawton](#) on [Unsplash](#)



Programs

Stacy Ross and Judy Walsh

We're still looking for someone to replace Michele as hostess for "Dinner with the Speaker" prior to our guild meetings. Please contact us at programs@friendshipstar.org if you're interested or would like to know more about helping with this.

In **November**, Kathy Bard will share her tips and tricks for "Using Your Machine's Decorative Stitches". Kathy has sewn everything from finely tailored wool suits to wedding dresses. She's made shop samples and taught quilting classes. Her favorite class to teach involved making small projects using decorative machine stitches for both applique and quilting designs. Come see what she has to share and get inspired to try something different!

We'll be having **Zoom meetings in December, January and February** so we won't have to cancel due to inclement weather. Prior to each meeting members will receive a SignUpGenius email asking them to sign up if they plan to come to the meeting. On the Sunday before the meeting the Zoom link will be sent to those who signed up. Anyone who wishes to invite a guest should [contact membership](#) no later than the Sunday before the meeting.

Main Line Quilters Presents

Fall in Love with Quilts Quilt Show


November 18, 2023
9:30 AM–4:00 PM

Admission \$5.00 children under 13 free

Boutique Fabric Sale Raffle Baskets
Small Quilt Raffle Vendors Snacks

St. Luke Lutheran Church
203 N. Valley Forge Rd
Devon, PA

mainlinequilters.org





Service Projects Update

Anne Weaver and Nancy Brennan

What an amazing response we had to this year's summer challenge: Triangles. You outdid yourselves, FSQ members! 25 quilts were beautifully displayed on the pews at our October meeting, with several more coming in since the meeting. You can view the 3 top vote-getters on the FSQ website homepage, <https://friendshipstar.org>, and also view all the submissions by clicking on the link there. All of the quilts have been delivered to our contacts at Project Linus and Comfort Cases, who raved about how beautiful they all were.

Many thanks to JoAnne, Meg and DeVeda for organizing the challenge and the judging. Thanks also to Lorie for getting all of the photos on the website and to Suma and Ellen for posting on Facebook the photos of the quilts at the meeting. Above all, kudos to all of the FSQ members who used your time and talents so generously!

November's Service Projects workshops will be held on Thursday, November 2, and Thursday, November 16, from 9:30 am to noon at Fairhaven United Methodist Church, 12801 Darnestown Road (Route 28), about a mile west of Quince Orchard High School.

Questions? Contact Nance Brennan or Anne Weaver.



FSQ Pins for Sale

Linda Belecki

I hope you will consider purchasing an FSQ pin for \$5.00 or show pins for \$1.00 each. These would make great stocking stuffers or a fun holiday surprise for your quilting/sewing friends.

I will be selling these in the lobby at our FSQ Meeting in November.



2024 Raffle Quilt Judy Hoffman

The raffle quilt has made 3 trips to other guilds. Thank you to Nance, Lorie, Suma and Coralyn. Two more visits are planned with volunteers ready to travel. Many guilds are going into Zoom meetings for the winter months but once spring is in sight, hopefully the quilt will be traveling again. Watch SignUpGenius for future dates. We have had some tickets sold at a local women's club and an active gym so keep asking around for places to sell tickets. Non-quilters are interested too. There have been many oohs and aahs when viewing the quilt. The comments range from "such excellent skills putting it together" and "those colors are such that I could sleep under it".

Karen Moss is not able to be at the November 6th meeting so I will have extra tickets. We will not have in-person meetings for a couple of months so pick up tickets on the 6th or contact me at Jhoffman4jp@yahoo.com and I will see about getting tickets to you. Also, if you want to turn in tickets and money I will get those to Karen when she returns.

I have become aware that some members are not able attend the evening meetings. If you are one of those members but like being part of this effort, please let me know and I will try to get tickets to you.


Again, thank you for all the help so far. It is for a good cause.





Quilter's Rainbow Karen Kehl

Quilter's Rainbow: The 2024-2025 FSQ Raffle Quilt



I have the honor of designing and coordinating the making of the 2024-2025 FSQ Raffle Quilt. The pattern, Quilter's Rainbow, is a sampler of classic quilt blocks in the seven colors of the rainbow. The difficulty of the blocks ranges from beginner (most of the blocks) to intermediate (there are two rows that require Y seams). There are NO curves. Each block repeats seven times (once for each color) and should measure 8 ½ inches when completed. The quilt will finish at 92 x 102 inches.

At the November FSQ meeting, I will have packets for each one of the 56 blocks. Each packet contains all the die cut pieces to make one quilt block, and an instructions page. I encourage everyone to consider checking out a block! Small groups may want to check out an entire row and work on them together. There may even be an opportunity to work on blocks during the February retreat.

Blocks need to be completed and returned by the March in-person FSQ meeting. After the blocks are collected, they will be assembled with black sashing and the borders will be added.

In April we will be accepting proposals for quilting. The quilt should be finished, bound, and labeled in time for the Montgomery County Fair in August. Then we will start taking it around to sell raffle tickets. As a bonus, we will also have copies of the quilt pattern for sale.

Please consider which block you want to make and come a few minutes early in November to check out your first choice— there is truly something for almost everyone.



Small Groups

Peggy Weidman

The next FSQ Sip & Sew Zoom meeting will be November 16th at 7 PM. This is a monthly opportunity to visit and sew with other guild members for an hour or so. We meet the third Thursday of each month and everyone in the guild is invited. The meetings are scheduled through April, 2024, with the same Zoom link for each meeting.

If you would like the Zoom link for these meetings, email me at Small_Groups@friendshipstar.org. I will send an email reminder on the FSQ list serve on the Tuesday before the meeting. You can reply to that email to get the link if you don't already have it.

If you have previously been sent the link or request the link for this meeting, I will also email a reminder on the afternoon of the Zoom meeting.

The October meeting was well attended but there is always room for more! Hope you will join us!

FSQ Sip and Sew dates:

Nov 16, 2023 07:00 PM
Dec 21, 2023 07:00 PM
Jan 18, 2024 07:00 PM
Feb 15, 2024 07:00 PM
Mar 21, 2024 07:00 PM
Apr 18, 2024 07:00 PM



Photo by Brigitte Tohm: [Pexels](https://www.pexels.com/)



AQS Ultimate Guild Challenge

Michele Barnard

Are you ready for a yummy new challenge?

Our theme will be **Food for Thought**. The challenge is to make a quilt inspired by a favorite food. This can be interpreted in a number of ways.

- Do the colors of citrus make you swoon? Make a quilt in bright yellow, lime, and orange!
- Aren't cupcakes the cutest things ever? Fill your quilt with cupcakes.
- Are you thinking about the source of your food? Picture your garden filled with ripe tomatoes.
- What will you come up with? Traditional, modern, pictorial ???

The possibilities are endless- but there are some rules.

- Shape: Quilts should be square or rectangular.
- Size: Quilts must be within 30 - 36 inches in width and 30 - 36 inches in length.
- Quilts must be labeled with the name of the quilt maker.
- Quilts must be finished to be considered for submission to AQS.
- All other AQS rules must be followed.

Timeline: I've estimated when AQS will want entries based on previous schedules, so the timeline *may* be adjusted based on the actual dates.

- September meeting: Challenge announced
- Mid-February 2024: I'll send out a poll to see if it's likely we will have enough quilts for an AQS submission.
- March 4, 2024: Finished quilts due at our regular March meeting.
- March 28, 2024: AQS entry due online

2024 General rules: americanquilter.com/media/event/contest/2024-rules/2024-general-rules.pdf

2024 Complete contest rules: americanquilter.com/media/event/contest/2024-rules/2024-rules.pdf

The Ultimate Guild Challenge: This challenge honors the results of a quilt guild's challenge to its members. The guild issues its own challenge to its members, choosing rules, fabrics, themes, or whatever! The top eight (8) quilts from the guild are submitted as one entry to The Ultimate Guild Challenge.

- One entry submission per guild (include theme, challenge description and rules, contact information, and guild group photo).
- Each individual can stitch or quilt on only one challenge quilt for one guild.
- Information (title of quilt and size) must be included for each of the eight (8) quilts, including full and detailed images of each quilt (see rule 6 in General Quilt Contest Rules).
- Each guild may submit quilts online at americanquilter.com/quiltweek/event/homepage.

If you have any questions, my contact information is in the directory.



FSQ 2024 Retreat

Jennifer Rossmere and Colleen Biasco

Are you looking for a place to get projects done with few distractions? Are you looking for a time to spend with encouraging fellow quilters and get energized by the creativity in the room? Are you looking for a way to finish some UFO's (Unfinished Projects)? Then the FSQ 2024 Retreat at Bon Secours (February 16 – 19, 2024) is for you. **NOW** is the time to sign up so you can start planning what projects you want to bring.

We will be at the November 6th FSQ meeting to take your Registration Form and payment. Or use the link below to complete your Registration Form and mail it to us with your payment. If there are still spaces available after our November 6th meeting, we will make those seats available to non-members.

For those who have already registered, please mail us your balance due or you can give it to us at the November 6th meeting.

Complete details are on the [Registration Form](#).

If you have any questions, please email retreats@friendshipstar.org.



Finance Committee

Jennifer Rossmere and Kathy Swartz

An FSQ Finance Committee was organized in response to numerous issues related to the Treasurer's position. The Committee consists of four prior Treasurers and two current Treasurers: Anne Flaggs, Joy Dorman, Jennifer Rossmere, Kathy Swartz, Trish McTighe and, DeVeda Powell. The Committee has addressed numerous QuickBooks issues and resolved many of them. The Committee reviewed the current list of FSQ Treasurers' duties to see which ones might be better done by another entity in the organization. Several recommendations were presented to the FSQ Executive Board at their October meeting. The Committee is also addressing how to ensure Treasurers' expertise is kept as long as possible. Future issues include what software package will work best for FSQ as well as what reports are optimal.

If you have any questions about what the Finance Committee is doing, please reach out to Jennifer or Kathy.



Facebook

Suma Glassman and Ellen Robinson

We have a Facebook Group in addition to our regular page on that platform. Please like the page and join the group. The group will allow you to share pictures of your work with other members. Both pages are public so you can still view them just by going to the links. We post various items of interest to both areas.

The regular Facebook page is located at <https://facebook.com/FriendshipStarQuilters/>

The Facebook Group is at <https://www.facebook.com/groups/421870746339372>

If you have any questions, you can contact either Ellen or Suma individually, or send an email to facebook@friendshipstar.org.



Library News

Rosie Hormuth and Liz Lawrence

The library will be open for all FSQ in-person meetings and returned books will be gladly accepted!

Please drop by our tables, page through a few books, and make a couple selections to take home for a month. We have lots to inspire you and get your creativity flowing.

If you have a particular book you would like to see added to the Library selections, please let us know. Suggestions are welcome.

Please take note that we have reduced the volume of books available for immediate loan in order to lighten the weight of our storage cabinet. All books copyrighted from 2005 to 2010 are still available upon request. The complete inventory can be found on the FSQ web site.



Membership

Charlene Danka & Lynn Stieber

We are thankful for you – our FSQ quilting friends!

Welcome to our newest member, *Gayle Sunde (a returning former member)*. We now have 110 members. The FSQ membership directory was emailed to all current members on October 3, 2023. A copy of this directory will be emailed to new members and those who renew for 2023-2024.

November is our last in-person meeting until March 2024. Please stop by the membership table to sign in and if needed, pick up a name tag. There are new name tags for all of our members who joined this year.

Greeter volunteers are needed at the membership table to show new members around. Please introduce yourself when you see someone with a new member nametag.

Renewal Forms are online [here](#) and you may mail the completed form along with a check made out to FSQ to the name and address listed on the form. New member applications are online [here](#).

Charlene Danka & Lynn Stieber
Membership Co-Chairs



November Birthdays

Karen Danka	Nov. 3	Nancy Brennan	Nov. 24
Elizabeth Adams	Nov. 7	Kathryn Swartz	Nov. 25
Cathy Gruyters	Nov. 11	Barbara Dryden	Nov. 26
Peggy Weidman	Nov. 14	Jane Phillips	Nov. 27
Sandra Chin	Nov. 15	Elizabeth Plantz	Nov. 28



Tips & Tricks


Cathy Miller

A tip I just learned to finish your binding.

I recently discovered The Best of Sewing with Nancy Zieman on Create TV. She showed a much simpler way to connect the final ends of your binding.

- On the beginning of your binding strip, cut it at a 45 degree angle, press under a quarter inch and fuse a double sided tape to the seam allowance you pressed, leaving the paper tape in place.
- Start stitching the binding on about 3 to 4 inches from the prepared end.
- Stitch your binding all around, when you get close to the end simply place the raw end into the open beginning, remove the paper and fuse the 2 together. Then trim off the excess.

Editor's Note: Please also use this column to share videos, blogs and free pattern sites that you may have found helpful.



Readers' Corner

Michele Barnard


Book Recommendation:

Monsters: A Fan's Dilemma - essays on the struggle when appreciating art, knowing that it was created by people who may be awful.



FSQ Abroad

Heidi Oestreicher and Elaine Villforth



After visiting the Bayeux Tapestry in Normandy, France, I found this embroidery shop that sold kits of scenes from the famous tapestry.

~Heidi

Editor's note: To learn more about the Bayeux Tapestry read this [article in Smithsonian magazine](#) or visit the Bayeux Tapestry museum's [website](#).

On our cruise from Paris to Saint Michel, we looked for fabric stores. Unfortunately, the few that we found were closed on Sunday and Monday. One shop that was opened had Liberty of London fabrics, buttons, and many cross stitch kits. We deviated from quilting to buy the cute cross stitch kits.

~Elaine



The cross stitch kit is the size of a matchbox.





Elected Officers	
<u>President</u>	Anne Flaggs
<u>Vice President</u>	Michele Barnard
<u>Co-Treasurers</u>	Trish McTighe and DeVeda Powell
<u>Secretary</u>	Harriet Sheinson

Committee Chairs			
<u>Fabric of the Month</u>	Liz Plantz & Harriet Sheinson	<u>Raffle Quilt Ticket Sales</u>	Karen Moss
<u>Facebook</u>	Suma Glassman and Ellen Robinson	<u>Retreats</u>	Colleen Biasco and Jennifer Rossmere
<u>Library</u>	Rosie Hormuth and Liz Lawrence	<u>Service Projects</u>	Anne Weaver and Nancy Brennan
<u>Membership</u>	Charlene Danka and Lynn Stieber	<u>Small Groups Coordinator</u>	Peggy Weidman
<u>Newsletter</u>	Judy Walsh	<u>Summer Challenge</u>	JoAnne DuChez, Meg Tison and DeVeda Powell
<u>Pins</u>	Linda Belecki	<u>Sunshine & Shadows</u>	Ellen Robinson
<u>Programs</u>	Stacy Ross and Judy Walsh	<u>Web Administrator</u>	Lorie Coston
<u>Publicity</u>	Michele Barnard	<u>Yard Sale</u>	Carmen Sesvold and Lorie Coston
<u>Raffle Baskets</u>	Heidi Oestreicher and Elaine Villforth	<u>Zoom Coordinator</u>	Kathy Swartz
<u>Raffle Quilt Marketer</u>	Judy Hoffman		